



Western Cape
Government
FOR YOU



THE WESTERN CAPE GOVERNMENT IS FOR YOU

Mid-Term Update 2021

A SAFE WESTERN CAPE WHERE YOU PROSPER

FIRST EDITION | UPDATED NOVEMBER 2021



This booklet marks the half-way point of this current term of office, after my election as Premier of the Western Cape in May 2019.

It provides an important opportunity to reflect on what this government has achieved, as we deliver on our mandate over the next two and a half years.

The COVID-19 pandemic, which has had an unprecedented impact on all of our lives, has thrown a curveball at this government.

We have had to be agile and innovative in our response, to save lives and jobs, and to ensure a recovery that gets us growing again.

Throughout this challenging time, one thing has underpinned everything we do. Our unquestionable commitment to you. Wherever you may live, no matter what you earn.

We wake up every day with one goal in mind – to deliver to you, **for you**. So that you can have the opportunities, the safety and the well-being you need to have a prosperous and dignified life.

On behalf of the Provincial Cabinet, our Heads of Department and all employees who work across our government, I thank you for all that you do in your communities to help make the Western Cape a better place.

Sincerely,
Alan Winde



THE WESTERN CAPE HAS DELIVERED FOR YOU

The lowest unemployment rate in South Africa



A comprehensive, corruption-free COVID-19 response



An extensive provincial safety response, with extra boots on the ground




A quality public education system



A well-run public healthcare system



The best clean governance record



GROWING THE ECONOMY AND CREATING JOBS FOR YOU

We continue to have the lowest unemployment rate in the country at **25.8%**, well below the national average of 34.4%.
(Source: QLFS Q2 2021).

This is not good enough for us, and that is why **creating jobs** is a key pillar of our Recovery Plan.

Exports have increased from R127.30 billion to **R136.72 billion** in 2020, representing a **7.4%** annual increase.

To boost economic growth and provide better services, we have spent **R19.2 billion** on infrastructure since the 2019/20 financial year.

We are the **only** provincial government to maintain our outstanding track record of paying suppliers on time.



The number of people employed in primary agriculture increased from 183 875 in Q2 of 2019 to **187 951** in Q2 of 2021.

Over the last five years, agricultural exports have grown by an annual average growth rate of 4.3% from R53.2 billion to **R72.4 billion** in nominal terms.

GROWING THE ECONOMY AND CREATING JOBS FOR YOU

The Global Startup Ecosystem Report 2021 listed Cape Town as the **#1** performer in Africa for technology ecosystems and home to almost two-thirds of all start-ups in South Africa.

According to the Global Financial Centres Index, Cape Town (ranked 62nd) is South Africa's **leading** financial centre.

Wesgro's International Export Promotion Unit has gone virtual. **Over 40** virtual or hybrid missions were embarked, with 24 virtual or hybrid missions already completed since the start of the last financial year.

In 2019/2020, **R621 million** in economic savings were assessed due to the interventions of the Western Cape's Red Tape Reduction Unit.

In 2020/21, **17** investment projects worth **R4.37 billion** were secured by Wesgro's Investment Promotion Unit, creating **1 830** jobs.

So far in 2021/22, investments worth **R5.7 billion** were realised by the team, which will help create **4 203** job opportunities.



GROWING THE ECONOMY AND CREATING JOBS FOR YOU

We are South Africa's **most successful** province in terms of building plans approved, both in terms of square metres, and in terms of value.



We are South Africa's tourism capital, with over **R12 billion** in direct tourism spend since 2019.



Cape Town topped the 2021 Travel + Leisure's World's Best Awards for the **number one** city in the Middle East and Africa.

We have unlocked **R2.1 billion** in provincial funding for the Saldanha Bay Industrial Development Zone, since 2014/15, helping to drive economic growth.



In 2019/20, before the major impact of the COVID-19 pandemic on international conferencing, the CTICC contributed **R4.9 billion** to the provincial economy and created **11 867** direct/indirect jobs.



GROWING THE ECONOMY AND CREATING JOBS FOR YOU


It is now legal in **24** municipalities to produce Solar PV energy, with 19 of these municipalities allowing you to be compensated for feeding this back into the grid.

A successful Request for Information for the Municipal Energy Resilience (MER) initiative has been issued, which has solicited information from more than **100** potential energy generation projects.

A MER fund to assist municipalities with development plans for financially sustainable renewable energy projects has also been launched.

The amount of Solar PV installed in the province has increased from 18MW in 2015/16 to **167 MW** in 2019/20.

There has been a total investment of **R142 million** in the Atlantis Special Economic Zone for Green Technology since 2019, which attracts investment into the Green Economy.



1 166 full-time jobs were created in the Business Process Operating (BPO) sector through our Work and Skills programme in the last financial year.

We launched the first public private partnership BPO Academy of Excellence in partnership with the College of Cape Town, the National Skills Fund, the City of Cape Town and the BPO Industry.

Our Department of Transport and Public Works has created over **13 100** work opportunities across the roads and public works portfolios since 2019.

The Department of Human Settlements created a total of **1 993** job opportunities while providing training to **212** young people since 2019.

We established a Port Task Team, bringing together stakeholders from across the port logistics value chain to solve challenges facing the Port of Cape Town.

SUPPORTING THE ECONOMY DURING THE PANDEMIC FOR YOU

We developed and distributed **11 000** business safety kits to enable SMMEs in all **30** municipalities to continue to operate safely.

Our COVID-19 Business Relief Fund assisted **249** businesses negatively impacted by the pandemic. Over **R38 million** was provided through this fund, supporting **2 111** jobs.

We implemented the Supplier Development Programme, which assisted **11** businesses.



Through the Community Economic Recovery Programme, **122** spaza shops were supported in hotspot areas. **251** kitchens redeemed **3 203** vouchers.

Support provided to chambers active in the metro and across districts assisted **467** small businesses with capacity building and information awareness programmes, resilience training, demand research surveys, mentorship and outreach assistance.

Our Business Chambers Support Programme assisted **5** local business chambers to execute their operations during COVID-19 of supporting businesses – formal and informal.

SUPPORTING THE ECONOMY DURING THE PANDEMIC FOR YOU

R5 million was allocated to a Tourism Product Development Fund, which assisted **11** new tourism products, creating **R15 million** worth of funding and **300** job opportunities.

We assisted over **8 000** tourists that needed to be repatriated during lockdown, ensuring a pleasant experience to encourage future tourism.

We reached nearly **700** tourism leaders and businesses through 5 tourism webinars and hosted 3 workshops to assist tourism businesses to adapt to COVID-19 industry protocols.

We implemented the Wine Tourism Worker Stipend project valued at **R12 million** to support and maintain **1 362** workers at **254** businesses in the wine tourism industry.

With our partners, we supported the lobbying efforts against South Africa remaining on the United Kingdom's Red List.

Wesgro launched major domestic and international tourism campaigns, reaching **millions** of people in our key source markets.

702 artists were funded through our relief funding as a response to the major impact of lockdown on the sector.

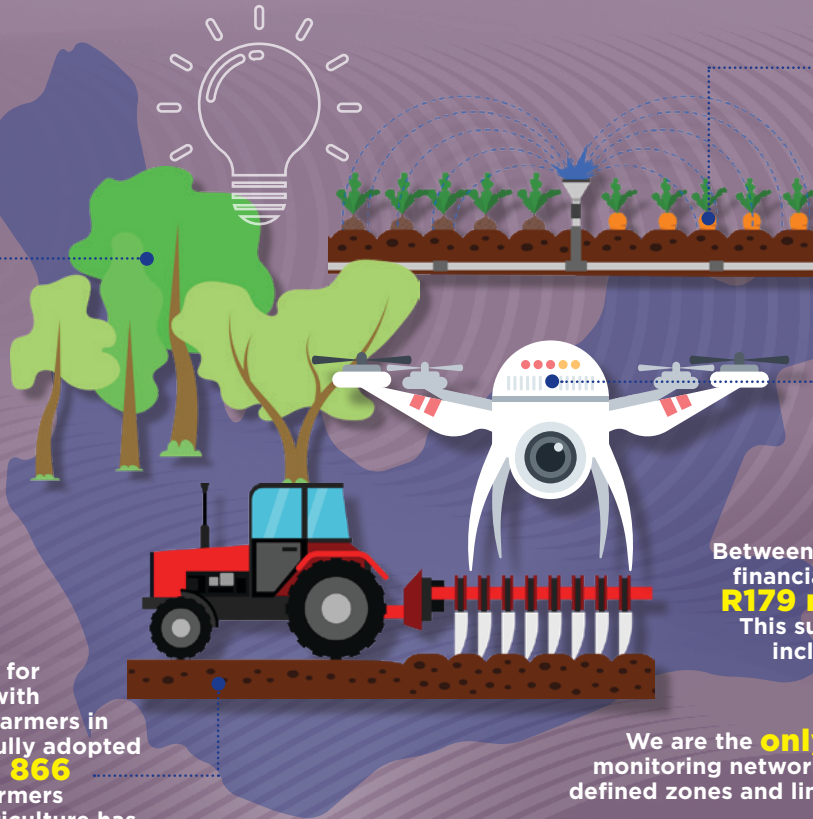


GROWING AGRICULTURE RESPONSIBLY FOR YOU

We have established a new climate change unit in the Department of Agriculture, and we have appointed a Climate Change Scientist to run it.

We opened the new indigenous tree nursery at Worcester Veldreserve and will provide farmers with trees to replace the alien trees they've removed as part of the Alien Clearing Programme. At this nursery, **12 000** trees are annually produced, and with the assistance of farmers and various other organisations, the trees are planted back into our river systems.

We're the leading province for Conversation Agriculture, with **51%** of all crop-livestock farmers in the Western Cape having fully adopted this way of farming = **804 866** hectares. The number of farmers adopting Conversation Agriculture has grown by **15%** from 2015 to 2021.



Since 2019 we have rehabilitated **49 643** hectares of agricultural land and created **2 295** green jobs. The removal of invasive alien plants increases the yield of the system and prevents water loss.

31 students, officials and interns trained for a Remote Pilot Licence as part of our drone pilot programme. A further **16** farmers, agri-workers or agri-businesses will also be assisted.

Between the 2019/20 and 2020/21 financial years, we provided over **R179 million** in drought relief. This supported **3 905** farmers, including **1 951** smallholder/subsistence farmers.

We are the **only** province with a weather monitoring network set up to monitor access defined zones and linked to a smartphone app.

SUPPORTING LAND REFORM FOR YOU

We supported **110** Land Reform projects during 2019/21 to the value of **R130 million**. For the year 2021/22, 71 projects have been identified, with estimated support of **R104 million**.

The success rate of land reform projects in the Western Cape increased from 62% in 2013 to **72%** when the evaluation was completed in 2017.

Between 2019/20 to 2020/21, we've managed to leverage approximately **R60 million** for farmers operating on land reform farms through private sector support.

From 2019 to date, **12 916** agri-workers were supported through development projects.



CREATING SAFER COMMUNITIES FOR YOU

As part of our Provincial Safety Plan, **831** Law Enforcement Advancement Programme officers have been deployed to areas with the highest rate of murder in the province.

An additional **233** officers are currently in training, bringing the total deployment to the **over-1 000** mark.

Area-Based teams (ABT) are also being established in 16 priority areas as part of our plans to reduce the murder rate by **50% by 2029**. These ABTs will co-ordinate all community violence prevention stakeholders.

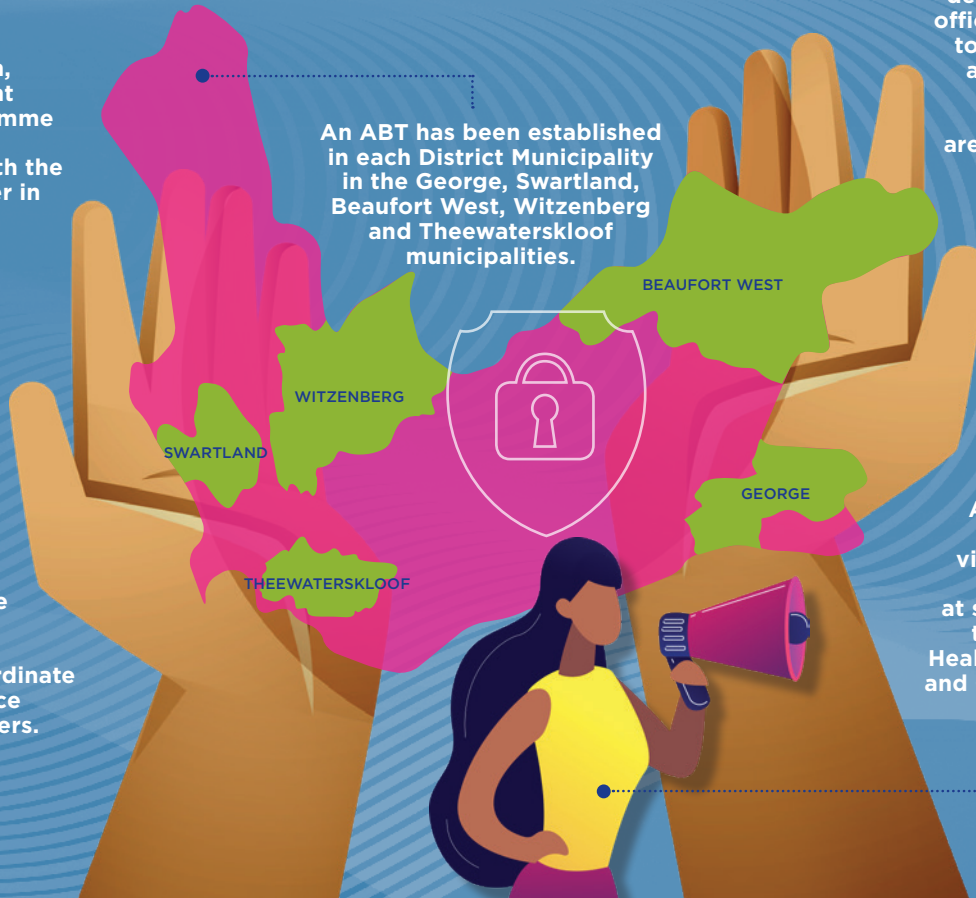
An ABT has been established in each District Municipality in the George, Swartland, Beaufort West, Witzenberg and Theewaterskloof municipalities.

As of July 2021, deployment of LEAP officers has increased to **24/7**, as part of a shift system. This means consistent visible policing in areas most impacted by violence.



1 005

Youth Safety Ambassadors have been placed for violence prevention interventions at schools, the SAPS, the Department of Health, municipalities, and Community Based Organisations.



BUILDING SAFER COMMUNITIES FOR YOU

3 K9 units have been established and supported by the WCG. Between 2019 and 2021, over **R24 million** has been transferred to respective municipalities for this.

Since the start of the 2019/20 financial year, **2 347** youth have been trained at the Chrysalis Academy, which focuses on youth development.

As part of the expansion of this programme into communities, we have funded the appointment of **11** Youth Hub Ambassadors to provide further support to graduates.

We have conducted police inspections at all **151** police stations since the start of the term.



We launched, through our Department of Transport and Public Works, a specialised interception unit and highway patrol to respond to high-risk events. **69** vehicles in the existing fleet have been repurposed for this.

Since 2019, **122** peace officers have been trained and deployed in municipalities across the province.

We are the **only** province that tracks alcohol-related harms at emergency centres across the province. The number of emergency centres monitored through this programme has increased from **4 sites to 21**. This data provides critical insights that will enable interventions to reduce alcohol-related harms and violence in our communities.



CREATING SAFER COMMUNITIES FOR YOU

We have to date submitted **8** policing needs and priorities reports to the National Minister of Police, to push for more resources for the province.

The Office of the Police Ombudsman has investigated **3 344** cases to date. In terms of the Western Cape's Community Safety Act, this office is responsible for investigating police inefficiencies by the SAPS, ensuring better service delivery.

The WCED co-chairs a range of safety focused meetings to ensure safety of our learners and teachers. This includes the Provincial Joint Operational and Intelligence Structure and Priority Committee on School Safety with SAPS.

1 963 victims of crime and violence accessed safe accommodation that is supported by the Western Cape.



Since the start of the 2019/2020 financial year, **41** School Resource Officers were deployed to 62 schools as part of the Safe School Project. This project is implemented by the City of Cape Town in partnership with the WCG to deploy school resource officers in high crime areas.

Since the 2019/20 financial year, we have accredited **405** Neighbourhood Watch structures, with **R2.9 million** in support being provided. **10 000** Neighbourhood Watch members have been vetted to keep communities safe.

Our Court Watching Brief unit, set up to monitor police conduct and efficiency in criminal matters at district courts, has monitored **1 422** cases in 42 courts since the start of the 2019/2020 financial year.

A dedicated Gender Based Violence Implementation Plan has been adopted. The number of Gender Based Violence Shelters supported by the WCG increased from 19 to **25** as of 2021.

An additional **30** new GBV social workers have been deployed to hotspot areas to assist women in need in the evenings and on the weekends.



FOCUSSING ON RURAL SAFETY FOR YOU



We established a Rural Safety Monitoring Dashboard, as part of the Rural Safety Desk. This is the **first of its kind** in the South African agricultural sector.

The Rural Safety Desk has so far recorded **40** incidents, which receive SAPS case numbers, and are followed up through the Department of Community Safety Court Watching Brief Unit.



9 structured engagements with local and district safety forums have been convened since, with **6** rural safety awareness sessions conducted.

The Western Cape will host the **Rural Safety Summit** before the end of 2021, bringing together key stakeholders.

DELIVERING QUALITY HEALTHCARE SERVICES FOR YOU


95% of residents are within a 5km radius of healthcare services. In the City of Cape Town, **92%** of people are also within a 10km radius of a District Hospital.

Since 2019, we have nearly spent **R729 million** on new healthcare infrastructure and **R658 million** on existing infrastructure maintenance.

We increased the number of Chronic Dispensing Unit sites, where stable patients can collect medicines by courier, from 6 000 in 2019 to **8 000** currently.

We increased the number of people receiving monthly medication from this unit to **430 380** with a total number of **5 164 567** parcels delivered for 2020/21.

A total of **642** new bursaries has been awarded to medical students across various disciplines for the last three financial years and 2 054 maintained since the start of 2019/20.



We're the **first province** to have a unique patient number across all our patients attending all our public health facilities.

We're **the first** to have our public hospital and primary healthcare digitised, including **265** primary healthcare centres, **181** mobile posts, **51** acute and specialised hospitals, **28** intermediate care facilities, **49** EMS stations, **17** FPS laboratories and **2** oral health centres.

To ensure rural access to healthcare, our HealthNet patient transport system operates at **230** pick-up points across the province. Every year over **105 000** patients are transported to healthcare facilities, through this **R90 million** service which is unique to our province. During the global pandemic, we have expanded our pick-up points to areas closer to our communities to accommodate curfew and lockdown regulations.

The WCG Health was the only dept to receive a clean audit in 2019/20. It has now received **3** successive clean audits.

FIGHTING COVID-19 TO SAVE LIVES AND JOBS FOR YOU

Our Contact Centre called **216 146** residents infected with COVID-19 to advise on positive tests, assess health status and comorbidities, refer to Q&I facilities, and escalate to medical services.

20 747 diabetic residents were assigned to the Health team for careful COVID-19 infection monitoring through our VECTOR project. The 8 418 high-risk diabetics monitored experienced an **80%+** recovery rate.



We appointed **839** additional staff to ensure enough human resources for our COVID-19 response.



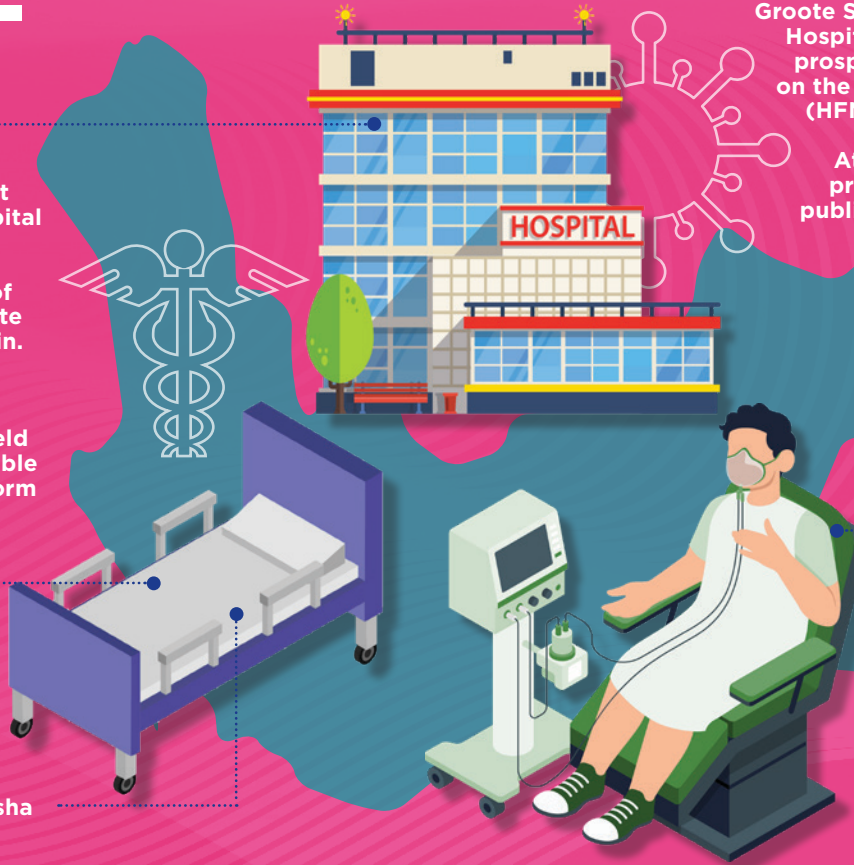
To be transparent on COVID-19 data, we launched the COVID-19 public facing dashboard. This site received **over 3 million** views from 167 countries. The dashboard won the Africa Tech Award for Best use of Technology in the Public Sector 2020.

FIGHTING COVID-19 TO SAVE LIVES AND JOBS FOR YOU

We built the biggest COVID-19 field hospital in Africa in just **6 weeks**, and we opened 'Hospitals of Hope' at Brackengate and in Mitchells Plain.

We made **1 625** field hospital beds available for our health platform to respond.

We worked with Doctors Without Borders to open a dedicated **60-bed** field hospital in Khayelitsha in 2020.



Groote Schuur Hospital and Tygerberg Hospital were **the first** to publish prospective observational research on the use of high-flow nasal oxygen (HFNO) in the treatment of severe COVID-19 pneumonia.

At the time, this was the largest prospective observational study published in a peer-review journal.

To date, **over 2 million** medicine parcels have been delivered directly to people's homes in order to protect vulnerable people during the COVID-19 pandemic.

DELIVERING A WORLD-CLASS VACCINE PROGRAMME FOR YOU

We're currently the leading province for vaccination coverage, with **over 42%** of people over 18 having received at least one dose of the vaccine (as of mid-October 2021).

We launched an interactive vaccination registration public facing dashboard to monitor provincial vaccine take-up.

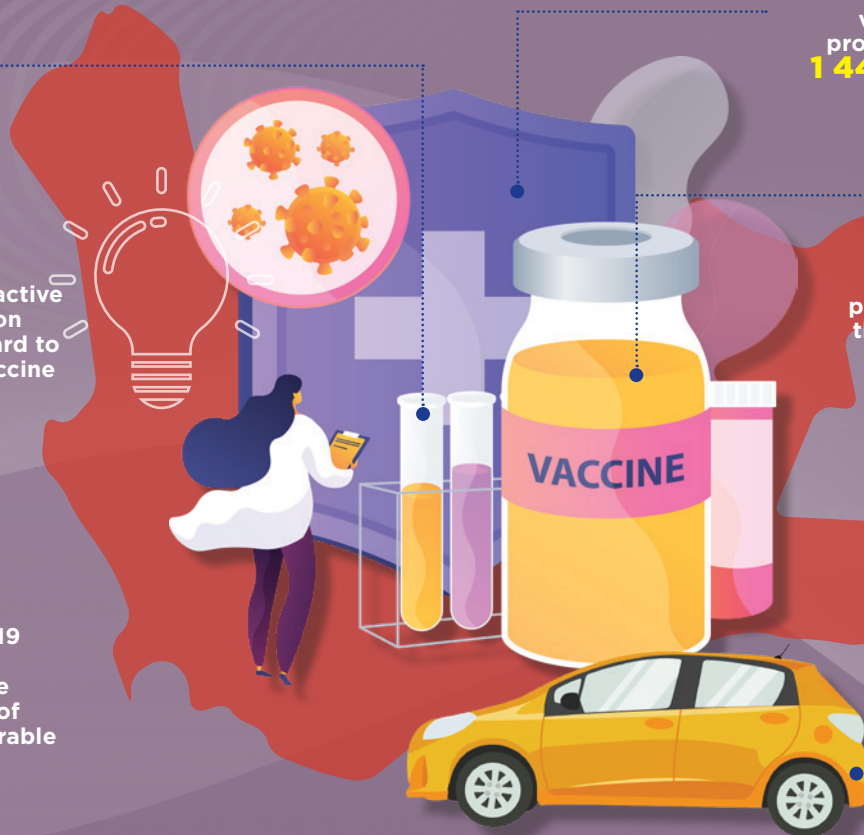
Our Contact Centre managed **19 524** inbound queries on vaccinations to help improve access to provincial sites.

We were **the first** to implement COVID-19 vaccinations of undocumented people (330 to date) as part of our outreach to vulnerable communities.

We have prepared **1 120** vaccination sites across the province and employed **over 1 449** staff to deliver a world-class vaccination service.

The Vaccination Centre of Hope at the CTICC has already surpassed **100 000** vaccinations. It is a pioneering public-private partnership between the WCG, Discovery and the City of Cape Town.

The Athlone Vaccination Centre of Hope is our first drive-through site with 5 dedicated lanes. The site has the capacity to administer over **4 000** vaccinations a day.



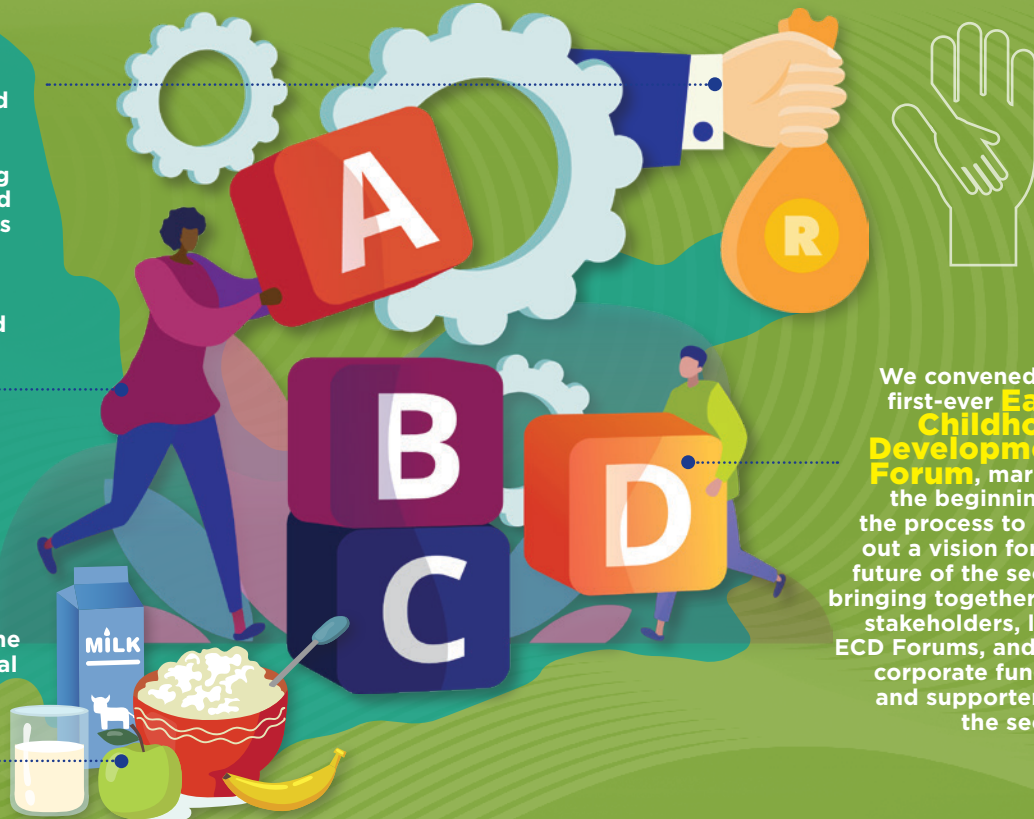
ADVANCING THE EARLY CHILDHOOD DEVELOPMENT SECTOR FOR YOU

Over **60 000** children at ECD facilities are subsidised from our funding.

To support the safe re-opening of the ECD sector, we provided PPE to **2 243** ECD facilitators and **20 833** children. This enabled over **3 194** ECDs to open by 2021. Over **R10 million** was prioritised for this support.

We were the **only** province that continued to pay subsidies to funded ECDs during Lockdown, even after they were ordered to close.

While ECDs remained closed, many used their subsidies to continue providing meals to the children which provided critical humanitarian support.



We convened our first-ever **Early Childhood Development Forum**, marking the beginning of the process to map out a vision for the future of the sector, bringing together key stakeholders, local ECD Forums, and key corporate funders and supporters of the sector.

DELIVERING QUALITY EDUCATION FOR YOU

We are the only province to achieve more than **600** points for both reading and mathematics according to the wide-ranging SACMEQ 4 report.

The results indicate that we achieved **72.7%** in advanced reading compared to 36.1% nationally. This is well ahead of the second ranked province (Gauteng) at 54%.

We are dedicated to delivering quality education in line with our pro-poor priorities, with **61%** of all Western Cape schools being “no-fee” schools. This includes the additional assistance of **244** quintile 4 and 5 schools to become “no-fee” schools.

The Western Cape Education Department has budgeted **R73 million** for fee exemption to help learners from disadvantaged communities to attend fee-paying schools, far exceeding any other province.



We were the only province to feed learners during lockdown, delivering **1.2 million** meals between 6 April and 12 May 2020. The North Gauteng High Court ruled that the other provinces had failed in their statutory duty to ensure that meals were provided during this period.

DELIVERING QUALITY EDUCATION FOR YOU

The bachelor pass rate in the Western Cape has improved by **11.9%** since 2009 from 31.9% to **43.8%**, the highest rate ever.

The pass rate in Quintile 1-3 schools (which are no fee schools) has dramatically increased from an average of 56.9% in 2009 to **70.1%** in 2020.

The quality of the pass rate has also increased significantly in these schools with **27.2%** receiving bachelor passes in 2020, compared to only 9.9% in 2009.

Learner retention between Grade 10 and Grade 12 has steadily increased since 2009. The Western Cape continues to **retain** more learners than any other province.

We continue to have the **highest** Mathematics and Physical Sciences pass rates in the country.

In the latest Trends in International Mathematics and Science Study (TIMSS) 2019, we achieved the **highest** scores in the country for both Mathematics and Science.

The province ranks between **6 and 8** places higher on the international ranking than South Africa as a whole in mathematics and science.

64% of Mathematics learners and **60%** of Science learners have achieved basic mathematical/scientific knowledge, with the best improvements occurring in the lowest performing schools.



DELIVERING QUALITY EDUCATION FOR YOU

We have established a **Schools Evaluation Authority (SEA)** to entrench accountability and transparency in public education. The SEA independently evaluates public schools, with a focus on teaching and learning in the classroom.

18 full evaluations have been conducted to date, with reports being published online for parents to see how a school is performing.

The SEA has also further conducted **78** COVID-19 evaluations to determine if health and safety measures are being followed in schools.



We have invested over **R1.6 billion** in eLearning over the last 5 years. To date, we have also delivered: **1 297** schools that have broadband connectivity, **237** schools have stipend alternatives to broadband, **733** schools have Local Area Networks (LAN) installed.

With a further **553** schools with partial access installed, **1 320** computer labs established, **8 823** smart classrooms, and **229** ICT suites.

Our Western Cape E-portal offers access to thousands of e-resources to our learners. To date there are **28 700** e-resources, **25 000** daily visitors with **54.1%** being users from the Western Cape, with **45.9%** being users from other provinces.

We have also established an e-Library that has also been created with **thousands** of free resources to download in all three provincial languages.

DELIVERING QUALITY EDUCATION FOR YOU

We have built, on average, **12** schools and **209** new classrooms for every year since 2009. This amounts to **156** new schools and **2 714** new classrooms to date.

Since 2015, on average, **63** schools benefit from scheduled maintenance each year.

We have also proven to promote water reliance and saving energy in schools around the province. The WCED's drought intervention utilises alternative water supply sources coupled with installation of smart metering and restrictors.

1 099 water storage tanks have been installed, **234** boreholes have been repaired and **403** boreholes were connected to water tanks and ablutions. **112** leak detectors were installed.

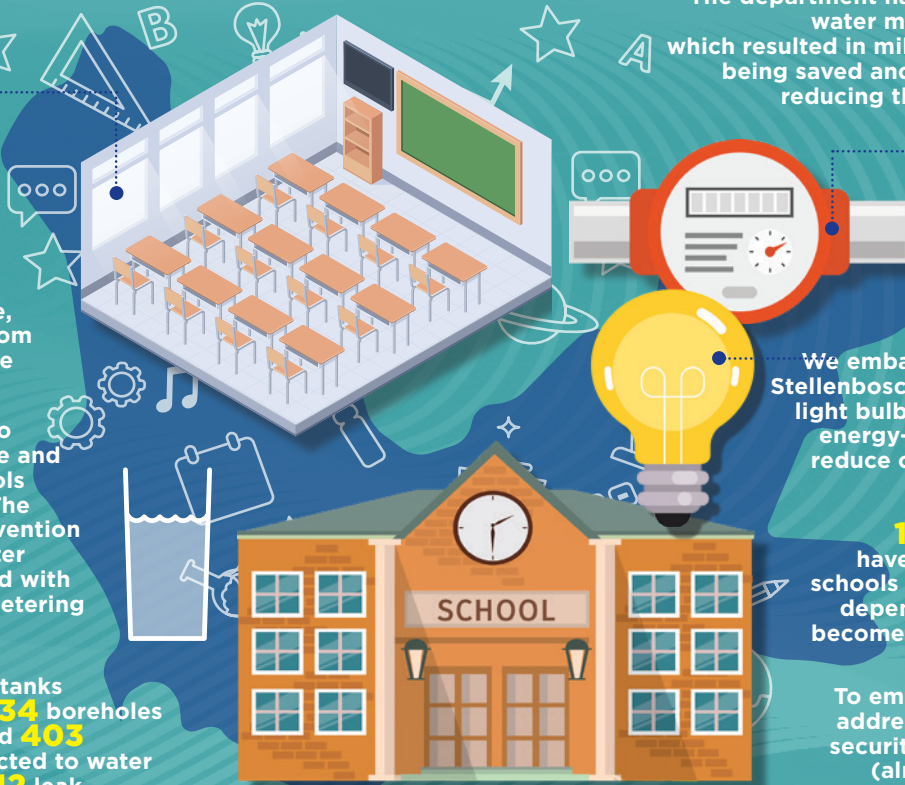
The department has also installed smart water meters at **350** schools, which resulted in millions of litres of water being saved and schools considerably reducing their municipal billions.

The WCED is now assisting **91** schools by providing a subsidy to cover the cost to install smart water meters.

We embarked on a project with Stellenbosch University to replace light bulbs at schools with more energy-efficient, LED bulbs to reduce costs. **25** poor schools have so far benefited.

14 Solar panel projects have been approved at our schools in order to lessen their dependence on the grid and become more energy efficient.

To empower our citizens and address the problem of food security, **560** of our schools (almost a third) now have food gardens.



CREATING OPPORTUNITIES FOR THE YOUTH FOR YOU

Between 2019 and 2021, over **R72 billion** has been spent on child and youth-related services, including skills training, e-learning, internships, bursaries, infrastructure, education opportunities, early childhood development and child protection service.

The number of YearBeyond opportunities created has increased to **514** in the last financial year. We plan to increase the opportunities to **957** over 2021/22.

The **YearBeyond programme** offers 18 to 25-year olds the opportunity to get practical work experience and skills for them to be able to access future employment opportunities while also giving back to their communities. **7 208** internship opportunities have been created since the inception of the Premier's Advance of Youth programme in 2012. This includes **741** opportunities created in 2021, which is being funded with an allocation of **R37 million**.



The Western Cape's After School Programme adapted to lockdown restrictions by providing @home physical learning resources for learners and online portals for practitioners. In the last year, we have set up an online portal and training and this will be strengthened by further funding of **R3.1 million** for the 2021/22 financial year.



We have increased the number of operational youth cafés to **12**. These cafés seek to provide youth with a platform to access skills and personal development training, economic and social development opportunities, and spaces to express themselves at a local and global scale.

Despite the impact that COVID-19 had on in-person training, **12 229** youth participated in skills development programmes in the 2020/21 financial year. This is an increase from the **5 600** supported in 2009.




CREATING HOUSING OPPORTUNITIES FOR YOU

We have provided **29 083** housing opportunities for people in the Western Cape since 2019.

We plan to deliver a total of **21 363** Social Housing units through various projects planned across various regions over the next 10 years. These will be implemented in partnership with municipalities and the Social Housing Regulatory Authority.

We spent **R2.6 billion** of the Human Settlements Development Grant on contractors in targeted groups, which includes women and youth, for the last **2** financial years.



Our housing database app, a first for South Africa, has been downloaded **9 154** times, with **423** new housing demand cases registered, **365** personal detail updates received and an average of **73.75%** of cases opened per month from June-September 2021.

We have provided **3 048** housing opportunities through the Finance Linked Individual Subsidy Programme (FLISP). The FLISP programme assists first time home buyers with a household income between R3 510 - R22 000.

A Standard Operating Procedure has been approved to implement the issuing of Housing Vouchers: vouchers are issued to individuals who have successfully improved their credit records by using the Department's Credit Readiness Initiative.




CREATING HOUSING OPPORTUNITIES FOR YOU

We assessed the demand for the 'rent-to-own' programme: **286** households had completed Income and Expenditure Surveys, which were screened by financial institutions.

The outcome of the demand research indicated **87** beneficiaries are considered creditworthy by the financial institutions and can apply for a bond immediately. **38** additional beneficiaries can be assisted through a consumer readiness programme.

The Western Cape Department of Transport and Public Works is assisting in creating housing opportunities closer to economic centres, with **7** sites in either planning, design or construction phase.

Since 2019, we have handed over **15 144** title deeds to recipients.



The Western Cape's 'Asset Finance Reserve Fund' has been established with the primary objective of facilitating affordable housing opportunities for those earning between R3 501-R22 000/month. To date, **8** applications have been received and are currently being evaluated.

A vital component contributing to housing delivery, is the Human Settlement's Department's Catalytic and Priority projects. This, upon completion, will yield just over **105 000** housing opportunities by 2022.




CREATING HOUSING OPPORTUNITIES FOR YOU



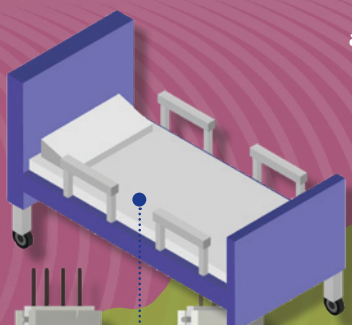
The Conradie site construction of **431** units for social housing in phase 1 is nearly complete and tenanting will start from November 2021.



FLISP construction of the first block has commenced and is on track for completion by June 2022, with **266** units being constructed and already sold out.



The construction of **148** open market units will commence before the end of 2021 and is dependent on sales. The first block already has **65%** of its units sold.



The Belhar site has delivered **629** social housing units and **945** affordable housing (FLISP) units to date. The University of the Western Cape has entered a partnership for the provision of student accommodation within the precinct. This site has also completed bulk sewerage, water and road infrastructure – which includes the servicing of the site earmarked for a **550-bed** hospital.

We are in the process of drafting an Inclusionary Housing Policy Framework; this will help municipalities facilitate the inclusion of more affordable housing units in developments in their municipal areas.

BRINGING LIBRARY AND ARCHIVE SERVICES CLOSER TO YOU

We have built **4** new libraries between 2019 and 2021, in Du Noon, Elim, Koekenaap and Brandwag.

We have also upgraded **4** libraries, namely in Worcester, Noordhoek (Bergrivier), John Steyn (Ceres) and Harold Krumm (Saldanha).

The Western Cape has issued **3.4 million** library items to over **685 000** library users in 2020. Our library stock is worth **R461 million**.



Over **228** rural libraries in **24** municipalities are connected to high-speed internet, ensuring improved access for rural communities.

We have set aside **R1.35 million** for the implementation of a new Archives Website that will enable researchers to access our archival records online.

Since 2019, **11** libraries for the blind have opened, bringing the total to **28** in the Western Cape.

A LONGER LIFE FOR YOU

Female life expectancy in the province increased from 63.6 years old in 2001-2006 to **70.3 years** over the period 2016-2021.

For males, life expectancy increased from 59.2 years over the period 2001-2006 to **64.9 years** over the period 2016-2021.

(Source: Stats SA Population Estimates 2021)

PROMOTING CULTURE IN THE WESTERN CAPE FOR YOU

We trained **223** cultural practitioners responsible for customary male initiations in COVID-19 infection prevention and control measures to manage the spread of the virus when the initiation schools were permitted to reopen under national regulations.

While there have been significantly fewer initiation schools operational because of disaster act restrictions, the Western Cape recorded a 99.86% safe passage rate in 2019/20, with **100%** in 2020/21.

In partnership with the University of the Western Cape and Heal the Hood, we started a process to develop a Kaaps-English Bilingual Dictionary. This initiative will develop linguistic and literacy resources for Kaaps speakers in South Africa, with specialised training and workshops for the development of the Kaaps-English terminology to be rolled out.



8 new Provincial Heritage Sites were unveiled since 2019.

SUPPORTING SPORT IN THE WESTERN CAPE FOR YOU

The number of coaches trained has increased to **1 242**, assisting with the professionalisation of sport in the province.

Currently, **180** clubs have been supported through our Club Development Programme which includes clubs from rural and farming communities.

For this financial year, we have allocated funding for a new Multipurpose Centre in Prince Albert, dual netball and tennis courts in Swellendam and two new combi courts in Swartland. This follows funding provided to Swartland Municipality for the upgrading of sport facilities in Darling, Kalbaskraal and Malmesbury in 2019/20 financial year.

The number of sport federations supported in the Western Cape has increased from 129 in 2019/2020 to **138** in 2020/21.

In 2019/2020, we allocated funding to Theewaterskloof Municipality for the new Mountain Bike facility, as well as the construction of **2** Netball Courts in Mossel Bay.

As part of the successful bid for the hosting of the Netball World Cup in 2023, we have committed to upgrade and build facilities in the province. **R13.5 million** has been earmarked over 2020/21, 2021/22 and 2022/23 financial years.

We translated the Netball Rulebook into isiXhosa as a part of our Netball Legacy Project. We are currently completing the translation of the Boxing Rule Book, which will be completed this year.



SUPPORTING OUR MUSEUMS DURING COVID-19 PANDEMIC FOR YOU

We approved COVID-19 Relief Funding for museums to the value of **R13 million** in 2020/2021. **19** museums across the province successfully applied, including non-affiliated museums such as the District Six Museum.

In the 2021/22 financial year, we will make available over **R6 million** towards annual subsidies for Province-aided museums ensuring affiliated museums remain open to the public despite the economic impact of the pandemic.



GOOD GOVERNANCE FOR BETTER DELIVERY, FOR YOU

In the 2020/21 financial year, the Department of Local Government spent **95%** of the Municipal Infrastructure Grant, which is focussed on delivering services to lower income communities. Since the start of the 2019/20 financial year, over **R800 million** of this grant has been spent to date.

In the 2019/20 financial year, **70%** of departments and entities received clean audits, compared to the next best province, Gauteng, with 30% clean audits and the worst performing province, the North West, with 4% clean audits.

We incurred **no unauthorised expenditure**, compared to the next best province, Limpopo, with R1.13 billion in unauthorised expenditure, and the worst performing province, the Eastern Cape, with R1.58 billion in unauthorised expenditure.

Over **90%** of the 30 municipalities in the Western Cape received either clean or unqualified audit opinions for the 2019/2020 financial year, with **19** out of the 30 municipalities receiving clean audit opinions. Altogether, municipalities in the Western Cape are responsible for **73%** of the clean audits granted countrywide in 2019/20.



Since 2019 the Western Cape has diligently overseen municipal spending of over **R157 million** in grant funding for MIG bulk water supply projects, with approximately **R56 million** spent on drought-related projects between 2019 and 2021.



Ratings Afrika has found the **best** performing municipalities in South Africa are in the Western Cape. The same report found that the **top** performing Metro Municipality in the country was the City of Cape Town, in the Western Cape.

GOOD GOVERNANCE FOR BETTER DELIVERY, FOR YOU

The State of Local Government Report was tabled at the National Cabinet on 30 June 2021, where COGTA reported that we registered the highest number of “Stable Municipalities” and the lowest number of “Dysfunctional municipalities” in the Country.

47.9% of the Western Cape households receive free basic sewerage and sanitation services, which is more than double the national average of **18.7%** of households.

The Western Cape provides **42.5%** of households with free basic water, which is nearly double the national average of 21.8% of households.

23% of Western Cape households receive free basic electricity, which is far higher than the average of **16.7%** of households.



We launched the first annual Procurement Disclosure Report, **a first** in the country, for full transparency on COVID-19 procurement by WCG Departments and entities. The report confirms that between 1 April 2020 and 31 March 2021, **R2.03 billion** has been committed towards COVID-19 related expenditure across departments and public entities in the province.

The provincial RSEP programme is supporting neighbourhood development and integration in **18 towns** across the Province. This multi-pronged programme provides safe pedestrian walkways and innovative recreational and trading facilities. **R57 million** has been committed by the WCG to these projects since 2019.

PROTECTING YOU AND THE ENVIRONMENT THROUGH DISASTER MANAGEMENT

The Western Cape's fire and rescue services have supported municipal fire services to contain at least **95%** of all wildfires within the initial attack time frame of one hour through specialised aerial and ground support.

The Fire Service Capacity Building Grant has enabled municipalities in the Western Cape to acquire **62** fire fighting vehicles since 2017. This represents a capital investment of nearly **R54 million**, over this period.

Nearly **11 000** smoke alarms have been installed in informal settlements throughout the Province since the project's commencement in 2017 in order to prevent fires.

The Western Cape has the **only** actively trained officials who form part of a United Nations Disaster Assessment and Coordination Team.

The development and implementation of the Western Cape Drowning Prevention and Water Safety Strategy is the first of its kind in South Africa. This is the only Provincial Centre, through the Department of Local Government, to financially support the NSRI and Lifesaving in the Western Cape with an annual grant.

The Western Cape Department of Local Government spent about **R170 million** on drought related projects in the past four **4** years from 2017 to 2021 and continues to provide ongoing support to the Department of Agriculture.

We have also established a hazard awareness campaign, which has reached nearly **204 614** learners in **448** primary schools between 2010 to 2020.

In response to the COVID-19 pandemic, the provincial Disaster Management centre was activated to co-ordinate our response. The Centre opened on 25 March 2020 - 24/7, including public holidays; working 12-hour shifts with **100%** of the staff compliment working in teams.

The Centre oversaw a total of **107** COVID-19 Joint Operation Committee Meetings, with **198** COVID-19 Situation Reports generated and disseminated.



PROVIDING HUMANITARIAN SUPPORT FOR YOU

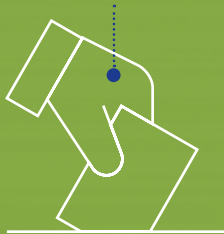
As part of the immediate emergency food relief intervention following the lockdown, our Department of Social Development distributed **55 977** food parcels. This benefited **224 000** beneficiaries.

Over **46 647** Social Relief of Distress tickets were lodged by the Western Cape's Contact Centre between 1 April and 6 July 2020, to help residents' access SASSA's support.

Our feeding programme was expanded during the COVID-19 pandemic with **411 020** meals provided in 2020/21 benefiting **205 510** women, **82 204** men and **123 306** children.

Our One Home One Garden programme has benefited **6 629** households, helping to ensure food security.

Community Nutrition and Development centres provided meals to **14 685** people in 2020/2021 up from 6092 in 2019/2020.



PROVIDING SOCIAL SUPPORT TO VULNERABLE COMMUNITIES FOR YOU

We have grown our network of funding substance abuse treatment services since 2019, with **54** organisations now funded to render substance abuse interventions.

67 NGOs are now rendering specialised support services from the Western Cape Government, up from 50 NGOs in 2019.

We have increased the number of bed spaces in homeless shelters from 1 500 in 2019/20 to **2 500** currently.

We have also increased the number of homeless shelters funded, from 27 in 2019 to **33** in 2021. Funding for this important programme has increased from R15 million to **R35 million** over this period.



The number of social work professionals has increased to **1 548** across the province. This is up from **1 510** social work professionals in 2019 and **503** in 2009.

To support old age homes during the COVID-19 pandemic, over **R1.7 million** was provided to **117** funded homes. **120 000** face masks, and **50** litres of sanitiser/home were distributed.

We also developed detailed guidelines for the management of COVID-19 at these care facilities, with specialised training provided to carers.

PROTECTING THE ENVIRONMENT FOR YOU

We have established the **Western Cape Climate Change Response Strategy: Vision 2050**. This transversal strategy will provide policy direction in response to climate-related risks and potential opportunities.

Our Riparian Zone Rehabilitation programme in the Berg and Breede catchments continues. This programme remains the **first-of-its-kind**. This also creates EPWP job opportunities as a much-needed stimulus to benefit local communities.



We currently have **12** ambient air quality monitoring stations. We have prioritised the replacement of aging infrastructure in the Western Cape Ambient Air Quality Monitoring Network, ensuring good quality air quality measurements continue to inform planning.

We have undertaken the Water Sensitive Cities Benchmarking and Implementation strategy as a joint project between the WCG and the City of Cape Town.

PROTECTING THE ENVIRONMENT FOR YOU

The **Western Cape Biodiversity Bill** was submitted to the Western Cape Provincial Parliament in December 2020 and has now entered the parliamentary phase of the legislative process.

Our **Ecological Infrastructure Investment Framework** has provided an important mechanism for the co-ordination of investment into priority ecological infrastructure. This enables the most strategic returns in addressing climate and water risks.



Cape Nature continues to develop important eco-tourism products, with the upgrade and development of **11** facilities.

The entity was recently recognised as a **finalist** in the Reignite Africa Awards for its #NatureStaycation marketing campaign.

52 869 hectares of water-sapping alien vegetation has been cleared out of CapeNature reserves, improving our water security between 2019 and 2021, improving our water saving.

CapeNature created **1 212** work opportunities through environmental programmes. This benefited **65**, mainly rural communities.

CREATING SAFER MORE RELIABLE PUBLIC TRANSPORT FOR YOU

We pioneered the Red Dot and Red Dot Lite Service, which provides safe evening transport for public sector healthcare workers home from their places of work during the COVID-19 pandemic.

During the first 8 months of the pandemic, the Red Dot Lite services transported **173 000** healthcare workers from **25** healthcare facilities in the Cape Metro. This service has also transported **27 800** people to and from public quarantine and isolation facilities, **8 600** people to and from vaccine sites, and **3 500** discharged patients from hospitals.

The Blue Dot taxi pilot programme is also a first for South Africa, incentivising better taxi services by participating drivers. This programme saw **8** new companies established, with over **519** operators and **924** drivers trained.



949 vehicles were branded and fitted with a tracker, and **79** vehicles and their owners are now eligible to earn Blue Dot incentive payments. This programme electronically monitored over **11 000 000km** of minibus taxi operations from 1 June 2021 to the end of September 2021.

Although the management of rail does not rest with the province, we have worked to improve rail reserves, infrastructure assets and clear vegetation overgrowth by working with the national entity PRASA. We have provided a total of **R10 million** to fund these improvements and hope having more influence on MetroRail this way, will assist in improving it.

The Western Cape has deployed over **100** law enforcement officers to the rail network, and we have invested R17 million towards additional security officials on trains. Since 2019, there have been **793** operations, **503** arrests, over **4 000m** of cable has been recovered, over **1 365** confiscations made, **5 066** hotspot visits, and **52 203** searches conducted.

CREATING SAFER MORE RELIABLE PUBLIC TRANSPORT FOR YOU

We have invested over **R6 billion** on road infrastructure since 2019. Half on maintaining our existing network, and half on construction.

The GO GEORGE service currently conveys in excess of **315 000** passenger trips per month, with approximately **3.78 million** passengers per annum.

Since 2019, the vehicle operating company for GO GEORGE, George Link (Pty) Ltd, has permanently employed **356** staff, of which **258** are bus drivers.



Our Integrated Transport Hub (ITH) which is linked to our camera system (including in vehicle cameras) and handheld devices given to officers operates **24/7** and provides officers with real-time verified alerts and information.

Vehicles of interest are flagged within our ITH and when passing any of our static cameras or in vehicle cameras triggers an alert to our nearest officer or to the officer in the vehicle.

We have a total of **13** Traffic Centres across the province and our operational deployment is on all of our major national routes as well as at our **7** weighbridges.

IMPROVING CONNECTIVITY FOR YOU



Over 1 200 Western Cape Government sites have been installed with a public WiFi hotspot service, which includes 3GB of free data per month per device.

Cape Access Centres that have free public WiFi have nearly doubled from 13 in 2019 to **24 in 2021**. These centres are located mainly in our rural areas, providing much needed connectivity to our residents.

There are **1 911** sites connected to broadband.

NOTES



A series of ten horizontal dotted lines spaced evenly down the page, providing a template for handwritten notes.

NOTES



A series of horizontal dotted lines spanning the width of the page, intended for writing notes.



Western Cape
Government
FOR YOU

Thank you