

MyAberdeen Enhancements – March 2023

Switching Between Multiple Attempts in Assessments

Staff can now switch between multiple attempts more easily using a drop-down menu above the submission (see Figure 1).

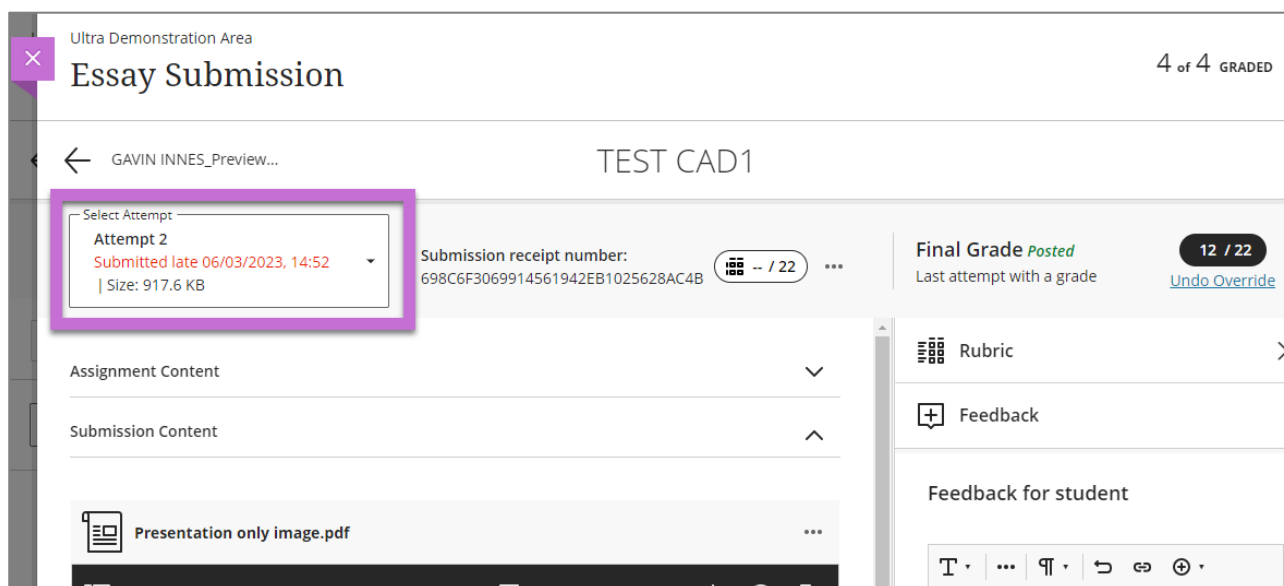


Figure 1 Staff view of the attempt drop-down menu on the grading page

Sorting Anonymous Assignments

Staff can now sort anonymous submissions by grading status or by grade (see Figure 2).

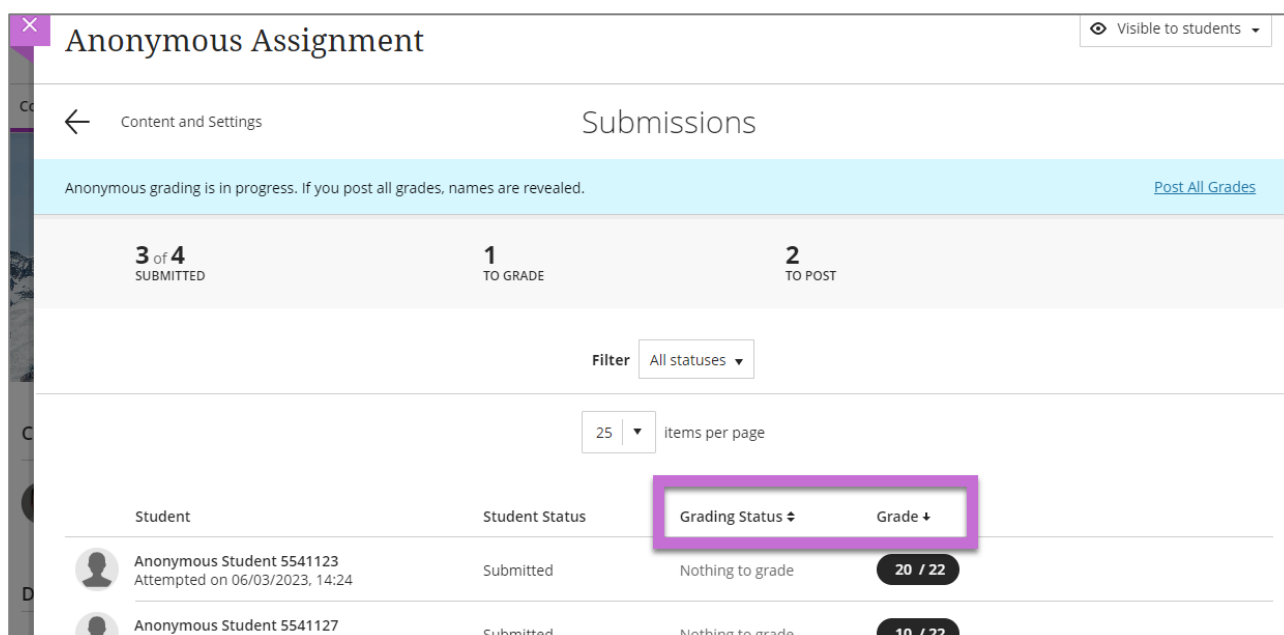
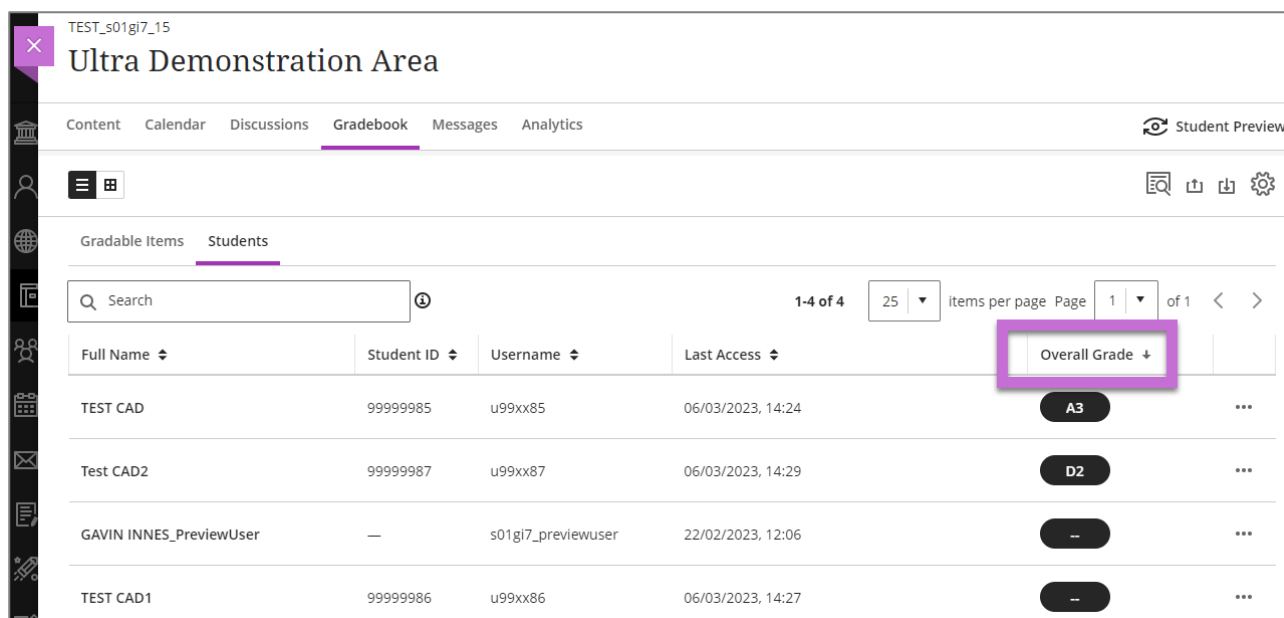


Figure 2 Students sorted by highest to lowest grade

MyAberdeen Enhancements

GradeBook Sorting

Staff can now sort the Gradebook Students list view by the Overall Grade (see Figure 3).



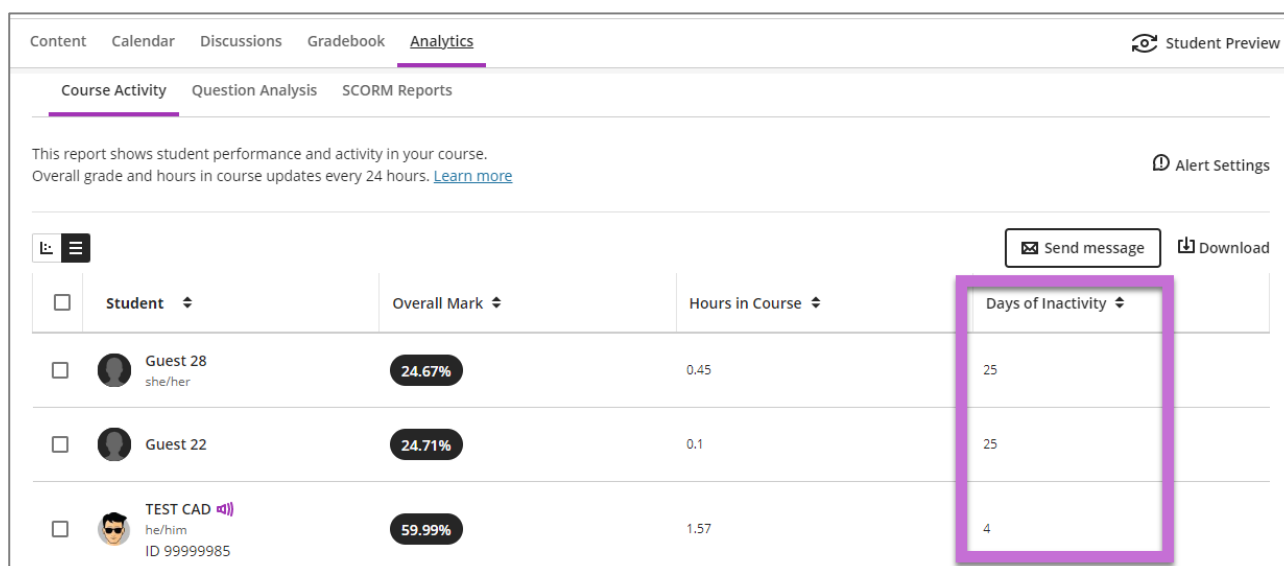
The screenshot shows the 'Ultra Demonstration Area' with the 'Gradebook' tab selected. The 'Students' sub-tab is active, displaying a list of students sorted by 'Overall Grade' in descending order. The 'Overall Grade' column is highlighted with a red box. The table includes columns for Full Name, Student ID, Username, Last Access, and Overall Grade. The students listed are TEST CAD (A3), Test CAD2 (D2), GAVIN INNES_PreviewUser (—), and TEST CAD1 (—).

Full Name	Student ID	Username	Last Access	Overall Grade
TEST CAD	99999985	u99xx85	06/03/2023, 14:24	A3
Test CAD2	99999987	u99xx87	06/03/2023, 14:29	D2
GAVIN INNES_PreviewUser	—	s01gl7_previewuser	22/02/2023, 12:06	—
TEST CAD1	99999986	u99xx86	06/03/2023, 14:27	—

Figure 3 Students sorted by highest to lowest Overall Grade

Data and Analytics

Staff can now identify students who may be falling behind on the Course Activity page based on days of inactivity. Clicking on a student's name will display their progress and activity over the weeks. Other information such as accommodations, name pronunciation and pronouns are also displayed (see Figure 4).



The screenshot shows the 'Course Activity' report under the 'Analytics' tab. The report displays student performance and activity, including Overall Mark, Hours in Course, and Days of Inactivity. The 'Days of Inactivity' column is highlighted with a red box. The table includes columns for Student, Overall Mark, Hours in Course, and Days of Inactivity. The students listed are Guest 28 (24.67%), Guest 22 (24.71%), and TEST CAD (59.99%).

Student	Overall Mark	Hours in Course	Days of Inactivity
Guest 28 she/her	24.67%	0.45	25
Guest 22	24.71%	0.1	25
TEST CAD he/him ID 99999985	59.99%	1.57	4

Figure 4 Course Activity Report

MyAberdeen Enhancements

PDF Version of the SafeAssign Originality Report

Staff can now open the matched sources shown in the SafeAssign originality report PDF.

Deactivate Discussion Post Activity

Staff now have an option in Discussion Settings to prevent students from editing or deleting posts in a graded discussion (see Figure 5).

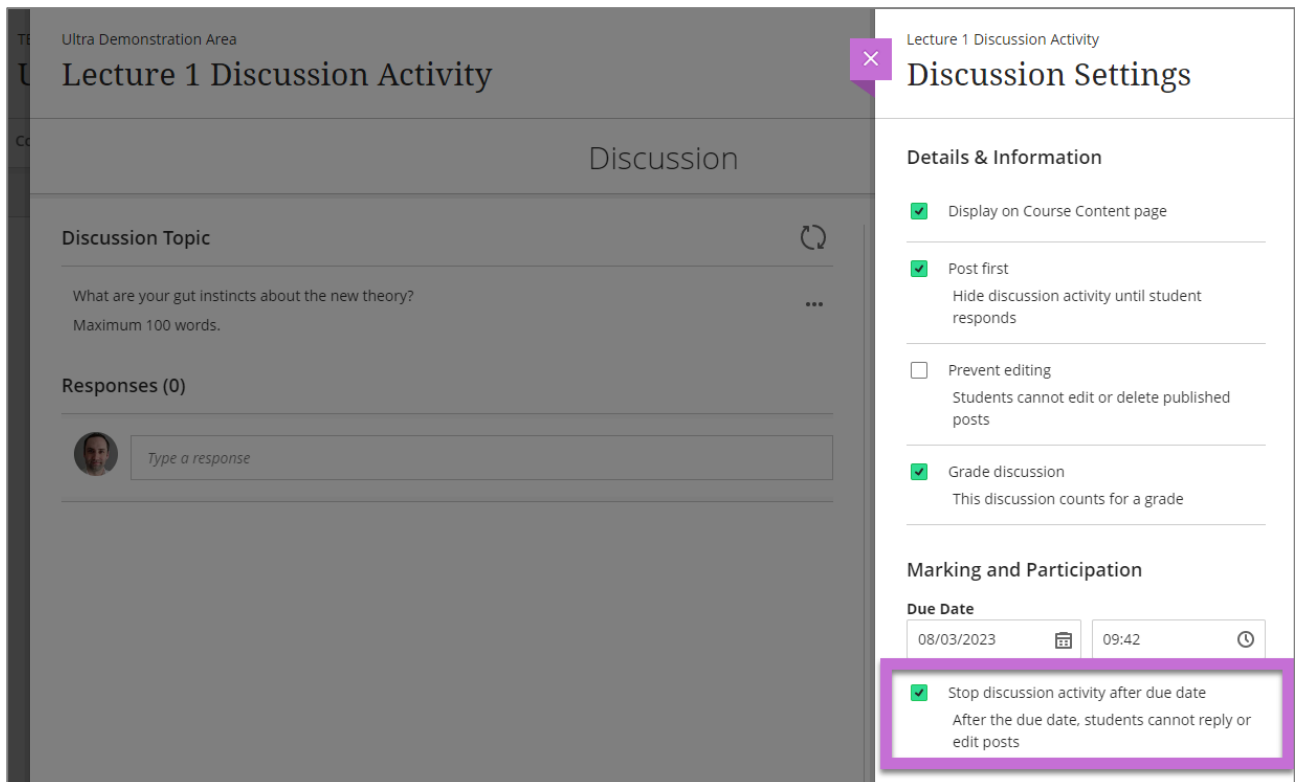


Figure 5 Deactivate Post Activity in the Discussion Settings panel