

MyAberdeen Enhancements – April 2023

Submission Page Sorting Controls

On the Submissions page for an assessment, staff can now sort students by Student First Name or Surname, Student Status, Grading Status, Grade and Post Status.

Test Ultra Course for Course Reports and Data
MCQ Test for Question Analysis

Visible to students

Content and Settings Submissions

10 of 19 SUBMITTED 0 TO GRADE 0 TO POST

Search by student name Student Status: All Student Statuses Grading Status: All Grading Statuses 25 items per page

Surname	Student Status	Grading Status	Grade	Post	
Surname Ascending					
Surname Descending					
First Name Ascending					
First Name Descending					
Test CAD2 Attempted on 27/09/2022, 11:08	Submitted	Complete	72.73%	Posted	
Isabella Fausti Unopened (late)	No Submission	Nothing to grade	0% Automatic zero	Posted	
Laura Forero Attempted on 20/09/2022, 09:48	Submitted	Complete	72.73%	Posted	

Figure 1 Sorting submissions by student surname.

Gradable Items View Usability Improvements

Staff can now sort by any of the columns on this page. By selecting the assessment name, staff can navigate directly to the selected assessment. By selecting 'x to Grade', staff can navigate directly to a *Needs Grading* filtered Submissions page. The new Post column provides staff with status information for an assessment.

TEST_s06mb1_ULTRA_22
Test Ultra Course for Course Reports and Data

Content Calendar Discussions Gradebook Messages Analytics Student Preview

Gradable Items Students

Item	Due Date	Grading Status	Post
Turnitin Assignment for Turnitin Analytics 9 missing 10 of 19 submitted	31/10/2022, 14:54	10 to grade	
Graded Discussion 10 of 19 participated		10 to grade	
CGS item		16 to grade	Post 3 grades
MCQ Test for Question Analysis 9 missing 10 of 19 submitted	01/11/2022, 12:00	Complete	
Test with subscript 0 of 19 submitted		Nothing to grade	

Figure 2 Grade items sorted by Grading Status.

Hotspot Question – Circle Shape and Usability Improvements

Staff can now use a circle-shape selector to draw a circle to mark the hotspot (Figure 3). The polygon shape selector and selected pins have improved colour contrast (Figure 4 and Figure 5). When students select the image, a pin is automatically placed on the selection.

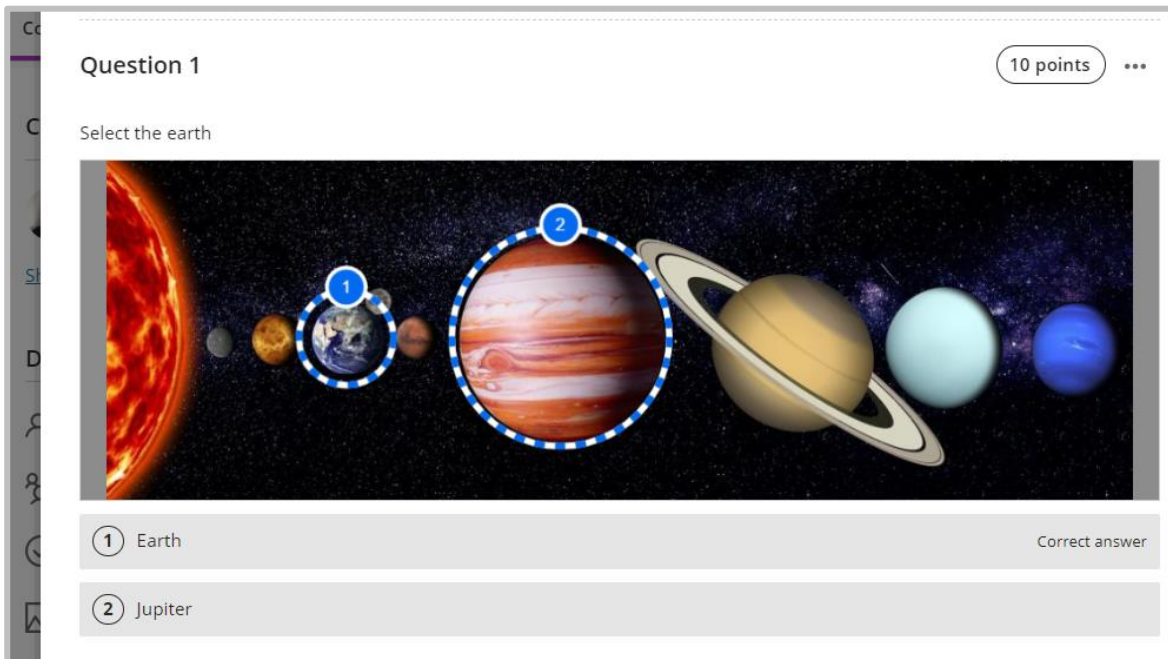


Figure 3 Circle shape selector in Hotspot test question.

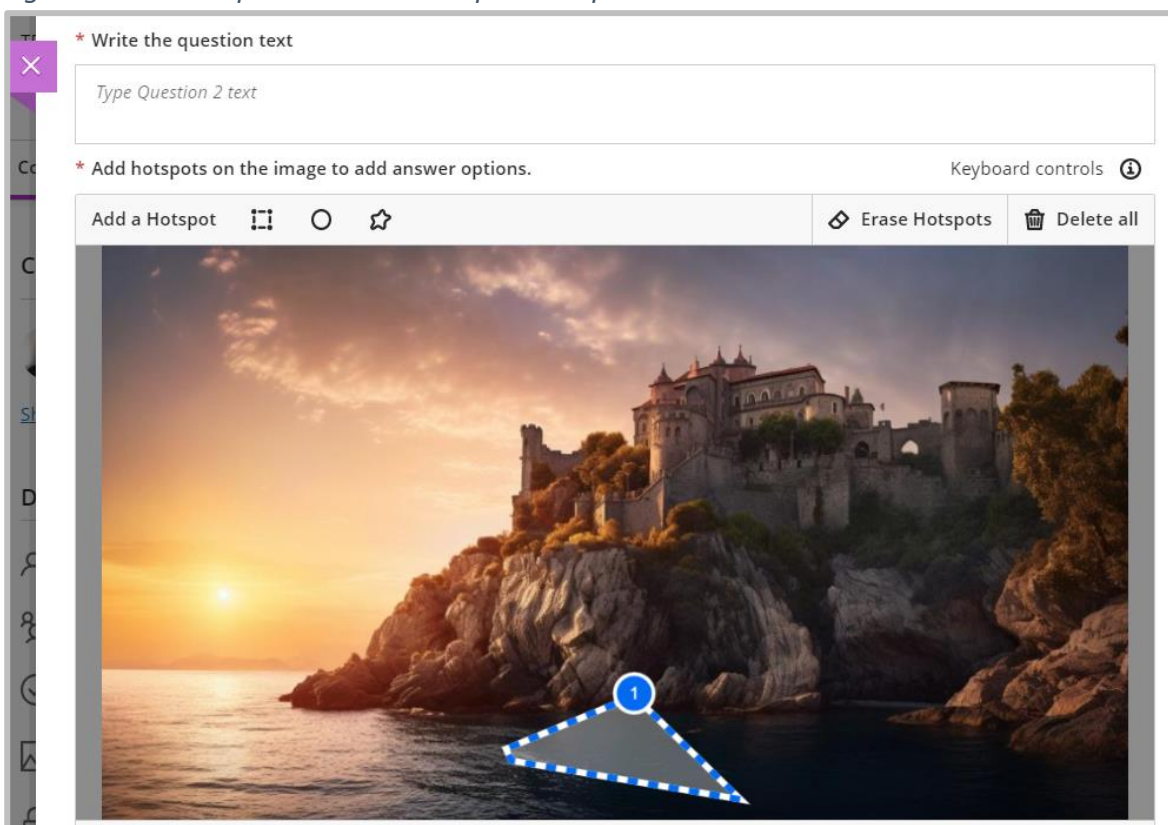


Figure 4 Colour change in polygon shape in Hotspot test question.

MyAberdeen Enhancements

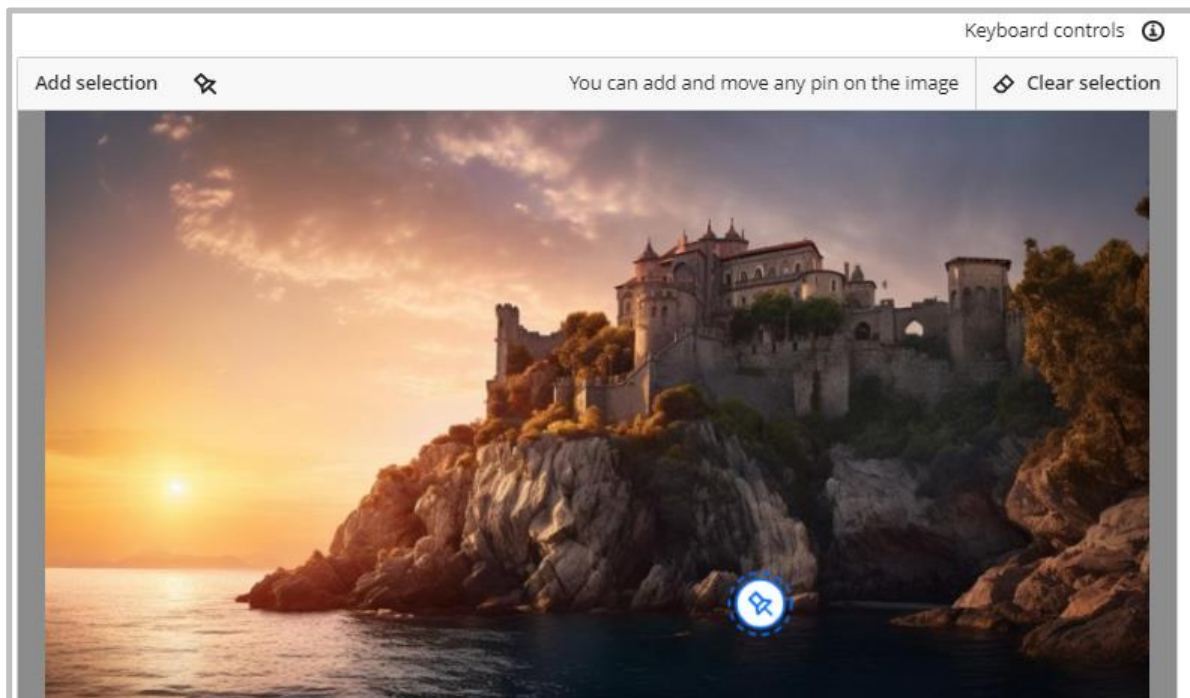


Figure 5 Colour change when student selects a pin in Hotspot test question.

Discussion Navigation Improvements

A new tab navigation has been introduced for Discussions, with the following tabs: Discussion, Student Activity and Grading & Participation. Please note, Grading & Participation will only appear when the Discussion is graded.

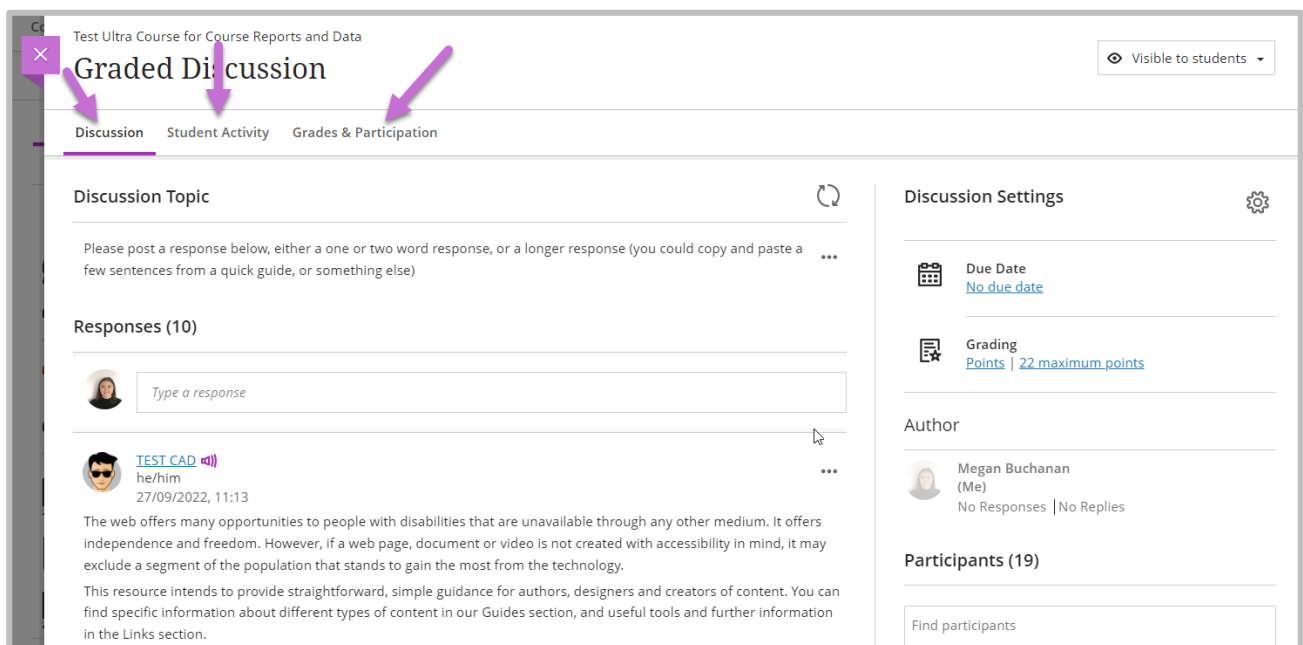


Figure 6 Graded discussion with new tab navigation highlighted for the following tabs: Discussion, Student Activity and Grades and Participation.

MyAberdeen Enhancements

Accessibility Improvements to Course Activity Report

To better support staff using assistive technology, several accessibility improvements have been made to the Course Activity Report:

- The description of the *Course Activity Report* includes a “*Learn more*” link. Now the screen reader states this link, directing staff to the related Help documentation.
- Staff can sort data on any column. Now screen readers indicate if column sorting is in ascending or descending order.
- Staff can select many students to send messages. Now screen readers state the number of students selected.
- Screen readers now state when an instructor selects or deselects all students.
- In medium and small screens some options of the *Course Activity Report* combine in a single drop-down menu. Now screen readers state that the 3-dot menu contains more options.

Student Progress Reports Update

Students who have been disabled at system level, for example if they have withdrawn from the course, will no longer appear in Student Progress Reports. Please note, if a student is unavailable (i.e. have lost access to the course, but still appear in the Class Register), then they will continue to display in the report.

New Access points for Student Overview

The Student Overview page can now be accessed from the Class Register, Messages and Discussions by selecting a student’s name.

Course Content Title Search

Staff can now search course content titles to find these items on the course content page. The course search icon, a magnifying glass, is easy to find at the top of the course content page.

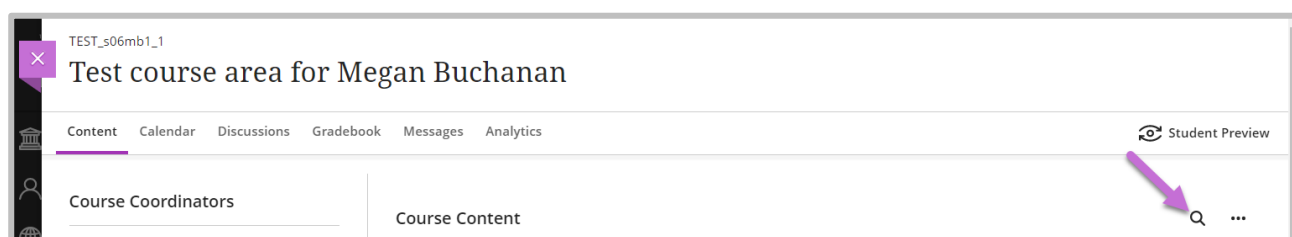


Figure 7 Search icon for Course Content title search.