


## Introducing Colourful Semantics

Colourful Semantics is a therapy approach created by Speech and Language Therapist, Alison Bryan. It colour codes different parts of sentences which helps with word order and structure. This resource helps you to introduce each of the concepts to your child. They can be cut up and used with the coloured pictures from the resources section of the website. If you are concerned about your child's language, you should consult a Speech and Language Therapist.





Introduce 'who' to your child.

Look at pictures and story books and see if your child can identify 'who' is in the picture.

A 'who' (subject) can be a person, animal or character.

Once your child can confidently identify 'who', the next element can be introduced.






Introduce 'what doing' to your child.

Look at pictures and story books and see if your child can identify the action word.

Use the verbs from the colourful semantics resources to see if your child can identify the different verbs.




## Introducing Colourful Semantics



Once your child is confident at identifying 'who' and 'what doing' they are ready to combine into simple sentences.

Use pictures to give your child ideas and see if they can choose the correct who and doing pictures to build simple sentences such as 'The boy is eating'.

If your child says 'boy eating', or chooses the correct sentences but does not verbalise, model the correct sentence to them.








Introduce 'to what' to your child.

Now your child can use simple subject-verb sentences you can introduce the 'to what' element.


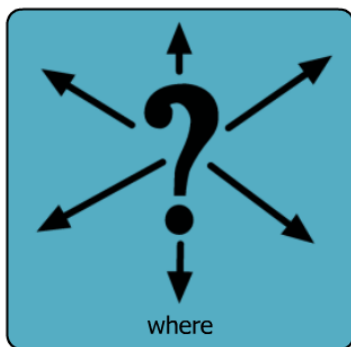
This can be a difficult concept, so model lots of examples. Use simple pictures that are easy to understand. Use the colour coded pictures provided in the resources section for examples.



## Introducing Colourful Semantics



As with the previous examples, once your child understands each of the components with the prompts you can combine them into simple sentences. Use some of the examples provided and model the sentences for your child to hear e.g. The boy is drinking juice








Introduce the concept of 'where'

Talk about different places e.g. at home, at school, at the shop.

Look at pictures and story books together to talk about where things happen.



## Introducing Colourful Semantics



Now you are ready to combine all of the different parts.

Remember to continue to model good sentences to your child.

Use the different pictures from the resource section to help your child to combine the different parts to make a sentence. For example, the man is eating a sandwich in the kitchen.

This is the typical word order taught through this approach but as your child gains confidence, this can be used to show that different sentence structures are possible.

For example, we could start a sentence with 'where?' – e.g. In the kitchen, the man is eating a sandwich.

Colourful Semantics can help children in a range of different ways:

- Making longer sentences
- Using a wider range of vocabulary
- Answering 'wh' questions e.g. who? What? Where?
- Developing sequencing skills
- Developing storytelling skills

If you are concerned about your child's language, you should consult a Speech and Language Therapist. If you would like any further information about this resource, please contact us.

