



GEF/C.64/04/Rev.01¹

June 5, 2023

64th GEF Council Meeting
June 26 - June 29, 2023
Brasília, Brazil

Agenda Item 04

WORK PROGRAM FOR GEF TRUST FUND

¹ This version only includes changes to some of the GEF project financing amounts includes in the “Summary of the PFDs and stand-alone PIFs” section. All else is identical to the previous version.

Recommended Council Decision

The Council, having reviewed document GEF/C64/04/Rev.01, *Work Program for GEF Trust Fund*, approves the Work Program comprising 45 projects and programs, subject to comments made during the Council meeting and additional comments that may be submitted in writing to the Secretariat by July 27, 2023.

Total GEF resources approved in this Work Program amounted to \$1.397 billion, including GEF project financing and Agency fees. The Work Program is comprised of the following Project Identification Forms (PIFs) and Program Framework Documents (PFDs): [See Annex A]

With respect to the PIFs and PFDs approved as part of the Work Program, the Council finds that each of these PIFs and PFDs (i) is, or would be, consistent with the Instrument and GEF policies and procedures, and (ii) may be endorsed by the CEO for final approval by the GEF Agency, provided that the final project documents fully incorporate and address the Council's and the STAP reviewer's comments on the Work Program, and that the CEO confirms that the project continues to be consistent with the Instrument and GEF policies and procedures.

With respect to any PIF approved in this Work Program, the final project document will be posted on the GEF website for information after CEO endorsement. If there are major changes to the project objectives or scope since PIF approval, the final project document shall be posted on the web for Council review for four weeks prior to CEO endorsement.

Following previous Council decisions related to UNDP GEF Management, all projects included in the Work Program implemented by UNDP shall be circulated by email for Council review at least four weeks prior to CEO endorsement/approval. Project reviews will take into consideration the relevant findings of the external audit and management responses and note them in the endorsement review sheet that will be made available to the Council during the 4-week review period.

The Council, recalling its decision 9/2022 and having considered the report on Lead Agency Selection Process for the *Clean and Healthy Ocean Integrated Program*, notes the technical and analytical steps taken by the GEF Secretariat and endorses the agency selection to lead the *Clean and Healthy Ocean Integrated Program*.

Table of Contents

Introduction	1
Work Program Preparation and the Pipeline of Projects	2
Trends in GEF Resources Requested for the Work Program	3
Status on the Use of GEF-8 Resources	4
Distribution of GEF Project Financing by Region	6
Distribution of Resources by Agency	7
Outcome Targets for the Work Program	9
Core Indicators	9
Gender Considerations	13
Work Program Description	14
Integrated Programs	14
Other Programs	39
Stand-Alone Full-sized Projects	41
Biodiversity	41
Climate Change	43
Chemicals and Waste	44
International Waters	46
Multi-focal Area Project	48
Non-Grants Instrument	51
Multi-Trust Fund	53
Small Grants Program	54
Non-Expedited Enabling Activities	54
The Contribution of the IPs to the Kunming-Montreal Global Biodiversity Framework.....	56
Context	56
Ecosystem Restoration IP	58
Blue and Green Islands IP	58
Net-Zero Nature-Positive Accelerator IP	59
Circular Solutions to Plastic Pollution IP	59
Eliminating Hazardous Chemicals from Supply Chains IP	60
Guinean Forests Critical Forest Biome IP	61
Indo-Malaya Critical Forest Biome IP	61

Mesoamerica Critical Forest Biome IP 62

Congo Critical Forest Biome IP..... 63

Amazon Sustainable Landscapes IP 63

Selection of lead agency for the clean and healthy ocean IP 64

Summary of PFDs and Stand-Alone PIFs in the June 2023 Work Program..... 66

Annex A: Project and Program Proposals Submitted for GEF Council Approval Under the GEF Trust Fund 72

Annex B: Report on Selection of Lead Agency for the Clean and Healthy Ocean Integrated Program..... 82

INTRODUCTION

1. The recommended Work Program is the largest in the history of the GEF and requests a total of \$1.281 billion from the GEF trust fund and \$115.9 million in associated Agency fees for a total Work Program of \$1.397 billion. It contains an indicative \$9.138 billion in co-financing, which is also a record co-financing amount for any single Work Program, meaning that each dollar provided by the GEF is matched by \$7.5 in co-financing provided by other sources.
2. Over 27% of all GEF-8 resources are programmed in this Work Program. This represents a record amount of GEF resources being programmed in a single Work Program in the history of the GEF and includes all projects and most programs submitted to the GEF Secretariat that were technically cleared by work program deadlines. This also brings GEF-8 programming to over 28% at the 25% timeline of the 8th cycle which is ahead of where we were in GEF-7 (26%) at the same time.
3. If approved, a total of \$1.039 billion from the Biodiversity (BD), Climate Change (CC), and Land Degradation (LD) Focal Areas will be programmed in this Work Program. In addition, the Work Program includes a request of \$154.3 million from International Waters (IW) and \$84.3 million from the Chemicals and Waste focal areas. Finally, the Work Program includes requests of \$51.6 million from the NGI program and \$67.5 million from SGP.
4. If the Work Program is approved as submitted, 136 of the 144 (94%) GEF recipient countries will benefit from GEF support across the globe, including 43 Least Developed Countries (93% of all LDCs) and 37 SIDS (97% of all SIDS).
5. The proposed Work Program contains 45 projects and programs consistent with the GEF-8 Programming Directions framework. The Work Program spans all five focal areas and covers a diverse set of themes. First, the Work Program contains 6 of the Integrated Programs proposed in the GEF-8 Programming Directions. These 6 IPs (represented by 10 PFDs since the Critical Forest Biomes has a sub-program for each biome) represent the most timely and important program portfolio to advance all focal area objectives and ensuring that GEF investments will become transformative for biodiversity, forest conservation, chemical and plastic pollution, and ecosystem restoration, and developing sustainable blue and green pathways for Island nations.
6. The Work Program also advances the 4 goals and 23 targets of the Kunming-Montreal Global Biodiversity Framework as adopted in December 2022 in Montreal (we have included a new section of the cover note to present this information).
7. This cover note outlines important aspects of the proposed Work Program, including programming trends in the GEF resources relative to focal area strategies and objectives, distribution by regions and GEF Agencies, and highlights of innovative elements inherent in the projects. The Council is requested to review and approve the Work Program for the total resources requested (see Annex A for the financial details of the PIFs and PFDs).

WORK PROGRAM PREPARATION AND THE PIPELINE OF PROJECTS

8. At the deadline for project submission for the June 2023 Work Program, 63 projects and programs were considered eligible² for review and consideration.

Table 1. Pipeline of Projects and Programs Considered for the June 2023 Work Program

Project Type	PIFs and PFDs in the Portal by review deadline ³	Technically cleared and included in the WP # (%)	Technically cleared and not included in the WP # (%)	Rejected # (%)	Not ready for technical clearance # (%)
PIF	42	30 (71%)	0 (0%)	0 (0%)	12 (29%)
PFD	14	11 (79%)	3 (21%) ⁴	0 (0%)	0 (0%)
NGI	7	4 (57%)	0 (0%)	1 (14%)	2 (28%)

9. Over 71% (30 PIFs) of the 42 eligible projects were technically cleared by the review deadline and were included in the Work Program. Twelve projects could not be cleared and was not ready for inclusion at the time of Work Program composition due to incomplete documentation. These will be included in the projects to be considered for the December 2023 Work Program.

10. Seven project concepts were submitted for NGI consideration. After careful review, 4 projects were technically cleared, while 2 other concepts were not ready for final clearance. The 2 concepts will be reviewed by the respective agencies and resubmitted for consideration for the December Work Program. One concept was deemed to be ineligible for GEF funding and was rejected.

Table 2. Distribution of Projects Not Cleared for the June 2023 Work Program

Total Number of Projects not Ready for Technical Clearance	Focal Area					
	BD	LD	CC	IW	CW	MFA
12	1	0	1	1	2	7

² Eligible in this case indicates projects and programs that were submitted by agencies by the deadline, along with projects that were already in the portal from previous Work Program submissions, but that were not ready for clearance at that time. This list excludes projects that have been rejected from previous Work Program cycles.

³ This number includes new submissions as well as submissions from previous review cycles that may or may not have been updated by agencies.

⁴ Three Integrated Programs were cleared but could not be included in the Work Program because of lack of financial resources.

TRENDS IN GEF RESOURCES REQUESTED FOR THE WORK PROGRAM

11. The total \$1.397 billion of GEF resources requested is drawn from all five focal area envelopes (Table 3).

Table 3. GEF Resources Requested in the June 2023 Work Program

Focal Area	Resources Requested (\$ millions)		
	GEF Project Financing ⁵	Agency Fees ⁶	Total GEF Resources Requested in this Work Program
Biodiversity	598.4	54.0	652.5
Climate Change	207.5	18.8	226.3
International Waters	141.5	12.8	154.3
Land Degradation	147.6	13.3	160.9
Chemicals and Waste	77.3	7.0	84.3
NGI	47.3	4.3	51.6
Small Grants Program ⁷	61.9	5.6	67.5
Total	1,281.5	115.9	1,397.4

12. The programs and projects in this Work Program cover a wide range of innovations to deliver global environmental benefits through the GEF-8 strategies.

- (a) The Biodiversity focal area resources amount to \$652.5 million, programmed in four single focal area projects, eight multi-focal area projects, two Enabling Activities, and in nine IPs.
- (b) Climate Change Mitigation is represented by four single focal area projects, one Enabling Activity, seven multi-focal area projects, and ten IPs and one program. and uses \$226.3 million of the focal area resources.
- (c) The Land Degradation focal area is represented by one single focal area project, nine multi-focal area projects, and in eight IPs for a total of \$160.9 million.
- (d) The International Waters focal area utilizes \$154.3 million and is represented by five single focal area projects, one multi-focal area project, and in five IPs.
- (e) The Chemicals and Waste focal area is programming \$84.3 million of the focal area resources into four single focal area projects, one multi-focal area project, and in one IP and one PFD

⁵ Project financing excludes PPG funding.

⁶ Agency fees are calculated at 9.5% or 9% of the GEF Project Financing for projects requesting up to \$10 million or above \$10 million, respectively. Agency Fees also includes fees associated with PPG.

⁷ Includes the first half of the SGP allocation of \$67.5 million. The remainder of the SGP project grant in this Work Program comes from STAR allocations from countries that have programmed in that manner.

13. Nineteen of the 23 KMGBF targets are benefiting from the 6 Integrated Programs included in this Work Program. This represents a significant investment of close to \$900 million in this record Work Program that will advance most of the targets agreed at COP15. Furthermore, most IPs are delivering benefits to multiple targets through the integrated approach and by focusing on drivers of environmental degradation.

14. The GEF-8 Blended Finance Program was formally approved at the 63rd Council meeting with the approval of the program requirements and the updated policy on non-grant instruments (GEF/C.63/12). \$196 million is available during the GEF-8 replenishment cycle.

15. Per policy, a call for proposals from the GEF agencies was published January 10, 2023 and circulated to the entire GEF partnership including the OFPs. In response to the call, multiple agencies submitted project concepts which then went through a screening process to determine eligibility for blended finance. Projects proceeded through the screening process and then followed the standard GEFSEC review process for consideration in the work program. Per policy, expert advice from the Advisory Group of Financial Experts was received and included in the project review process. Out of the seven submitted concepts, four projects are recommended for the work program.

16. These four projects address multiple focal area benefits including climate change mitigation, land restoration, and chemicals/waste. Two of the projects focus on climate change technology, one in Chile and one in India. Two of the projects focus on sustainable agri-food systems, one in the Asia Region and one in the LAC region. All four projects in this work program are from MDBs and offer significant co-financing. These projects employ a variety of financial tools, including equity, debt, and risk sharing guarantees.

17. Taken together, the four projects request \$47,284,395 million in GEF funding (excluding agency fees) and mobilize over \$1.8 billion in loans and investment, a co-financing ratio of 39:1. Notably, at least \$910 million in private sector investment is expected - just under 50% of the total co-financing. Even considering the concessional rates offered for the GEF investments, reflows are estimated to be \$50 million.

STATUS ON THE USE OF GEF-8 RESOURCES

18. The Work Program provides for significant programming of resources relative to GEF-8 allocations (Table 4 and Figure 1).

Table 4. Resources⁸ Programmed under GEF-8 by Focal Area

GEF-8 Focal Area/ Theme	Target Allocations in GEF-8 Amount (\$ million)	Resources Requested for June 2023 Work Program Including Fees (\$ million)	Total GEF-8 Resources Programmed (including June 2023 Work Program) Including Fees (\$ million)	Percent of Original Focal Area Target Allocation in GEF-8
Biodiversity	1,919	652.5	683.2	35.6%
Climate Change	852	226.3	230.1	27.0%
Land Degradation	618	160.9	165.7	26.8%
Chemicals and Waste	800	84.3	105.7	13.2%
International Waters	565	154.3	162.6	28.8%
Non-Grant Instrument Program	195	51.6	51.6	26.5%
Small Grant Program	155	67.5	67.5	43.6%
Innovations Window	12	0.0	0.0	0.0%
Total Resources Programmed⁹	5,116	1,397.4	1,466.4	28.7%

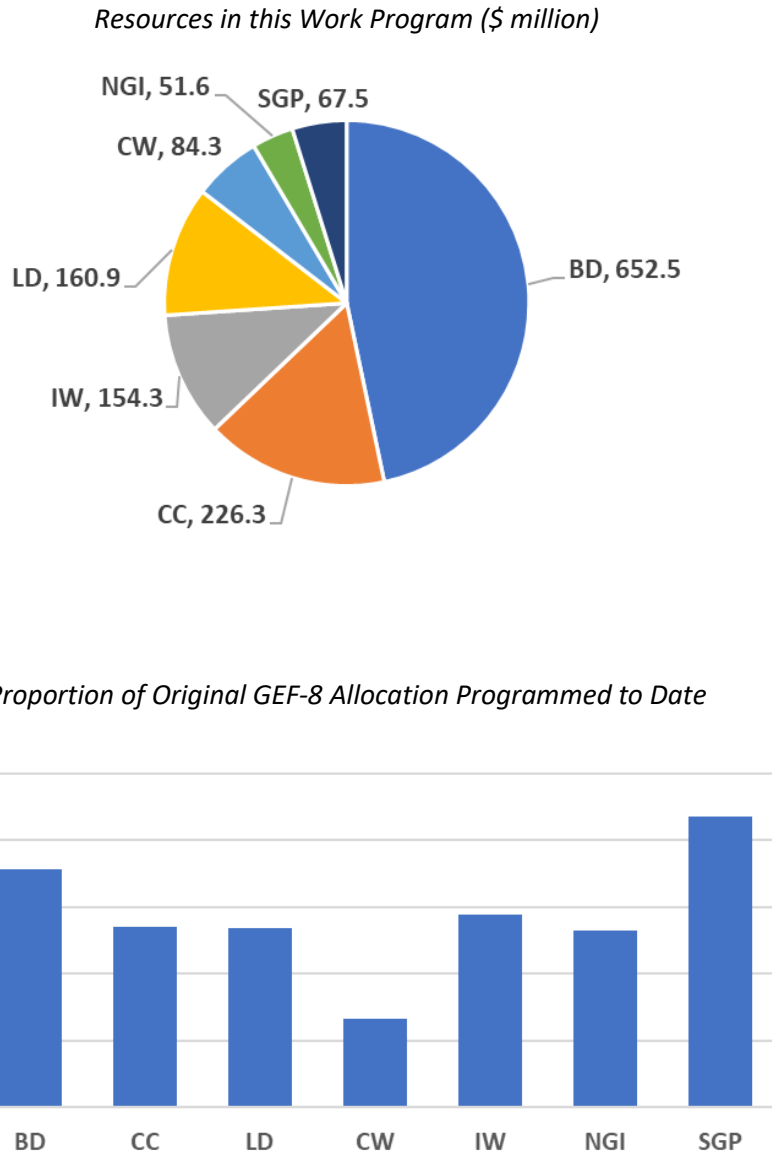
19. This Work Program represents the largest such Work Program in the history of the GEF, with close to \$1.4 billion in GEF resources programmed. This also represents more than a quarter of the entire GEF-8 resources and brings total programming for this cycle to over 28% at the 25% timeline of the GEF-8 cycle.

20. All focal areas are contributing significantly to this Work Program and most, except for chemicals and waste, are well above the 25% mark of programming. Of the 5 Focal Areas in GEF-8, Biodiversity leads the programming in GEF-8 to date with 37%, followed by International Water, Climate Change and Land Degradation all slightly above 25% of their funding allocation already programmed.

⁸ Funds for MFA projects/programs in this table were charged to the different focal areas based on their respective allocations in the project/program documents. Hence, there is no line item for MFAs in this table.

⁹ The targeted allocations in GEF-8 in this table exclude the Country Engagement Strategy (\$28 million), and the Corporate Budget (\$187.0 million) which were all part of the total GEF-8 replenishment of \$5.330 billion.

Figure 1. Resources Programmed under GEF-8 by Focal Area in the June 2023 Work Program (top, in million \$) and % of Focal Area Resources Programmed to Date Against GEF-8 Allocations

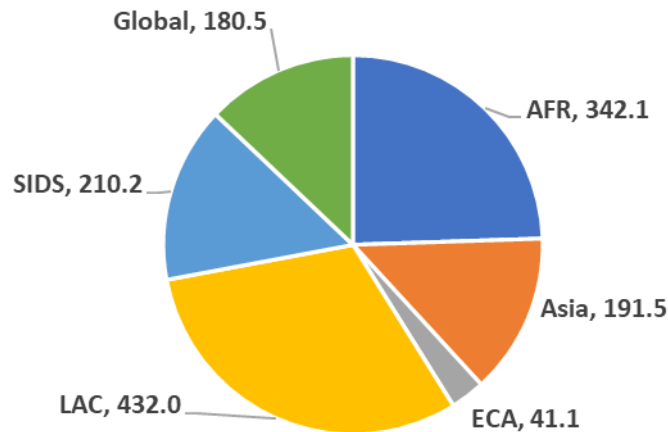


DISTRIBUTION OF GEF PROJECT FINANCING BY REGION

21. The regional distribution of GEF financing in this proposed Work Program is shown in Figure 2. In all, 136 recipient countries will benefit from this Work Program, including 43 LDCs and 37 SIDS. Latin America is the region that has programmed the highest level of resources, followed by Africa, SIDS and Asia, and Eastern and Central Asia and Latin America. Much of the resources for “Global” are resources included in the IP Global Coordination Platforms that will

also benefit recipient countries participating in the IPs with technical assistance among other services.

Figure 2. Distribution of GEF Project Financing in the June 2023 Work Program by Region (\$ millions)



DISTRIBUTION OF RESOURCES BY AGENCY

22. Fourteen of the 18 GEF Agencies are represented in the June 2023 Work Program (Table 5). UNDP, UNEP, and FAO have the highest amounts programmed with over \$461 million, \$301.6 million, and \$178.8 million of the Work Program resources respectively (or 33%, 22%, and 13% of the total resources). The World Bank has \$116.8 million programmed which accounts for 8.4% of the Work Program resources. Finally, CI and IUCN have similar shares of the Work Program resources with \$91.3 million (6.5%) and \$88.6 million (6.3%) each. It is important to note that UNDP's share includes the SGP project that represents a full 10% of Work Program resources.

Table 5. Amount of GEF Resources by Agency in the June 2023 Work Program and in GEF-8 to Date (including June 2023 Work Program)

Agency	Resources Requested in June 2023 Work Program Including Fees		Total GEF-8 Resources Inclusive of June 2023 Including Fees	
	\$ millions	% of resources	\$ millions	% of resources
ADB	16.5	1.2%	16.5	1.1%
AfDB	0.0	0.0%	0.0	0.0%
BOAD	0.0	0.0%	0.0	0.0%
CAF	1.0	0.1%	1.0	0.1%
CI	91.3	6.5%	91.3	6.2%
DBSA	0.0	0.0%	0.0	0.0%
EBRD	0.5	0.0%	0.5	0.0%
FAO	178.8	12.8%	184.1	12.6%
FECO	0.0	0.0%	0.0	0.0%
Funbio	18.4	1.3%	18.4	1.3%
IADB	13.8	1.0%	13.8	0.9%
IFAD	17.2	1.2%	17.2	1.2%
IUCN	88.6	6.3%	88.6	6.0%
UNDP ¹⁰	461.7	33.0%	489.8	33.4%
UNEP	301.6	21.6%	331.3	22.6%
UNIDO	60.2	4.3%	60.2	4.1%
World Bank	116.8	8.4%	122.8	8.4%
WWF-US	31.0	2.2%	31.0	2.1%
Totals	1,397.4	100.0%	1,466.4	100.0%

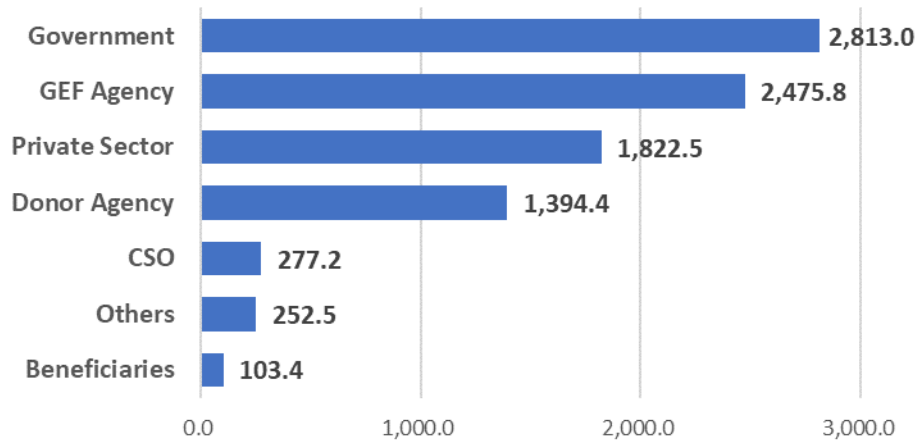
23. The Work Program totals \$9.138 billion of expected co-financing, or a ratio of 1:7.5. If we look at the type of co-financing, the “investment mobilized” co-financing category represents \$7.259 billion (79%) of the total co-financing. Overall co-financing ratio of “investment mobilized” is 1:6.0 calculated for all projects and programs in the Work Program. These co-financing ratios exceed the targets included in the GEF co-financing policy.¹¹

24. The distribution by co-financier shows most co-financing coming from GEF agencies, governments, and the private sector (Figure 3). National Government and GEF Agencies are the biggest co-financiers to GEF projects and programs (31% and 27% respectively). The private sector also contributes significantly with close to 20% of all co-financing.

¹⁰ It is important to note that UNDP’s share includes the SGP project that represents a full 10% of Work Program resources.

¹¹ https://www.thegef.org/sites/default/files/documents/GEF_FI_PL_01_Cofinancing_Policy_2018.pdf

Figure 3. Distribution of Co-financing in the June 2023 Work Program by Co-financiers (\$ million)



OUTCOME TARGETS FOR THE WORK PROGRAM

Core Indicators

25. This Work Program positions the GEF on a strong track toward meeting GEF-8 targets (Table 6). Progress for seven out of the ten Core Indicator targets is higher than 30 percent. This progress is largely attributed to the contribution of Integrated Programs and high-impact standalone projects. As an example, progress against the target of creating or sustainably managing 100 million marine protected areas took place with the contribution of the regional project aiming to secure resilience in the Eastern Tropical Pacific covering over 62 million hectares of marine protected areas.

26. Three Core Indicators assessing progress in protecting areas, restoring land, and mitigating climate change have reached above 60 percent of their targets. This includes progress in reducing GHG emissions, placing land and ecosystems under restoration, and marine protected areas. Meanwhile, the number of hectares of terrestrial protected areas that are conserved or sustainably managed has nearly reached half of its target.

27. Important progress is also notable to meet GEF-8 objectives to reduce chemicals and waste and strengthen transboundary water management. Standalone projects are responsible for the bulk of progress in reaching nearly 30 percent of the target to reduce persistent organic pollutants to air. Meanwhile, already 13 out of the 40 targeted shared water ecosystem are expected to be placed under new or improved cooperative management.

28. Over 14 million people are expected to directly benefit from GEF-financed support across programming areas, of which half are women. Beneficiaries of projects conserving and sustainably using biodiversity, and for reducing chemicals and waste account for well over half of this progress. This important contribution is occurring within a context of more rigorous measurement of direct beneficiaries under the GEF-8 Results Measurement Framework (GEF/C.62/Inf.12/Rev.01).

Table 6. Contribution of the Proposed June 2023 Work Program to GEF-8 Core Indicator targets

CORE INDICATOR	GEF-8 Targets	Work Program Contribution		Cumulative Progress	
		Number	Share	Number	Share
CONSERVING & SUSTAINABLY USING BIODIVERSITY					
Terrestrial protected areas created or under improved management (million ha)	150	48.8	32.6%	48.9	32.6%
Marine protected areas created or under improved management (million ha)	100	69.5	69.5%	73.9	73.9%
Area of landscapes under improved practices (million ha) ¹²	195	73.3	37.6%	73.3	37.6%
Area of marine habitat under improved practices to benefit biodiversity (million ha)	70	21.0	30.0%	31.6	45.1%
People benefitting from the conservation, sustainable use or restoration of biodiversity (million)	Monitored	3.6	..	5.8	..
- of whom women	Monitored	1.8	..	2.9	..
SUSTAINABLY MANAGING AND RESTORING LAND					
Area of land and ecosystems under restoration (million ha)	10	6.0	60.3%	6.0	60.5%
People benefiting from sustainable land management and restoration investments (million)	Monitored	1.3	..	1.4	..
- of whom women	Monitored	0.6	..	0.7	..
REDUCING GHG EMISSIONS					
Greenhouse Gas emissions mitigated (million metric tons of CO2e)	1,850	1,130.1	61.1%	1,135.4	61.4%
People benefiting from climate change mitigation support (million)	Monitored	2.1	..	2.1	..
- of whom women	Monitored	1.0	..	1.0	..
STRENGTHENING TRANSBOUNDARY WATER MANAGEMENT					
Shared water ecosystems under new or improved cooperative management	40	12.0	30.0%	13.0	32.5%
Globally over-exploited marine fisheries moved to more sustainable levels (million metric tons)	2.1	0.3	15.1%	0.3	15.1%
People benefiting from transboundary water management (million)	Monitored	0.7	..	0.7	..
- of whom women	Monitored	0.4	..	0.4	..
REDUCING CHEMICALS AND WASTE					
Chemicals of global concern and their waste reduced (thousand metric tons)	300	51.9	17.3%	52.1	17.4%
Persistent organic pollutants to air reduced (grams of toxic equivalent)	5,900	1,675.3	28.4%	1,704.7	28.9%
People benefiting from reduced exposure to hazardous chemicals (million)	Monitored	6.0	..	6.0	..
- of whom women	Monitored	3.1	..	3.1	..

¹² This Core Indicator also includes a target of 85 million hectares for its sub-indicator 'Area of landscapes under sustainable land management in production systems' shared with the grouping of indicators 'Sustainably Managing and Restoring Land' under the GEF-8 Results Measurement Framework. To date, 25.8 million hectares of this sub-indicator are achieved, within which 25.7 million hectares are achieved from the proposed work program contribution.

29. Integrated Programs presented in this Work Program account for a large contribution in meeting Core Indicator targets (Table 7). Chief among them is the Amazon Sustainable Landscapes program which is expected to conserve and sustainably manage terrestrial protected areas in over 34 million hectares, across seven countries. This same program, along with the one on Ecosystem Restoration, are responsible for placing under improved practices 24 out of the 35 million hectares of landscapes supported by IPs.

30. Carbon sequestered or emissions avoided in the Agriculture, Forestry and Other Land Use sector account for most of the emissions avoided by IPs. This is in large part due to the high contribution of the Amazon, Congo and Critical Forest Biomes Integrated Program, which aims to mitigate over 415 million tons of CO₂ equivalent.

31. Substantial contributions to reducing chemicals and waste and strengthening international waters are brought by five IPs. The program focused on eliminating hazardous chemicals from supply chains aims to reduce chemicals of global concern and their waste by 34.6 thousand metric tons. Meanwhile, four IPs each aim to establish or improve cooperative management in one shared water ecosystems. The Blue and Green Island IP is aiming to move to more sustainable levels globally over-exploited fisheries, as part of other goals.

32. Results from Integrated Programs also take place beyond the scope of Core Indicators, through the use of Sub-indicators and custom indicators. For the management of plastic pollution, the Work Program will address 2.5 million tons of residual plastic waste through three IPs, The Circular Solutions to Plastic Pollution program, the Blue Green Island program, and the Eliminating Hazardous Chemicals program as well as one NGI and 3 stand-alone projects. Beyond sub-indicators, each IP's results framework will track progress against program objectives through dedicated outcome indicators and a full-fledge results framework under each program's global coordination child project.

Table 7. Contribution of the Proposed June 2023 Integrated Programs to GEF-8 Core Indicator targets

CORE INDICATOR	GEF-8 Targets	IP Contribution	
		Number	Share
CONSERVING & SUSTAINABLY USING BIODIVERSITY			
Terrestrial protected areas created or under improved management (million ha)	150	45.5	30.4%
Marine protected areas created or under improved management (million ha)	100	3.7	3.7%
Area of landscapes under improved practices (million ha) ¹³	195	35.4	18.2%
Area of marine habitat under improved practices to benefit biodiversity (million ha)	70	0.0	0.0%
People benefitting from the conservation, sustainable use or restoration of biodiversity (million)	Monitored	3.0	..
- of whom women	Monitored	1.5	..
SUSTAINABLY MANAGING AND RESTORING LAND			
Area of land and ecosystems under restoration (million ha)	10	3.0	29.5%
People benefiting from sustainable land management and restoration investments (million)	Monitored	1.0	..
- of whom women	Monitored	0.5	..
REDUCING GHG EMISSIONS			
Greenhouse Gas emissions mitigated (million metric tons of CO2e)	1,850	768.4	41.5%
People benefiting from climate change mitigation support (million)	Monitored	1.0	..
- of whom women	Monitored	0.7	..
STRENGTHENING TRANSBOUNDARY WATER MANAGEMENT			
Shared water ecosystems under new or improved cooperative management	40	4.0	10.0%
Globally over-exploited marine fisheries moved to more sustainable levels (million metric tons)	2.1	0.2	11.3%
People benefiting from transboundary water management (million)	Monitored	0.5	..
- of whom women	Monitored	0.3	..
REDUCING CHEMICALS AND WASTE			
Chemicals of global concern and their waste reduced (thousand metric tons)	300	34.6	11.5%
Persistent organic pollutants to air reduced (grams of toxic equivalent)	5,900	307.2	5.2%
People benefiting from reduced exposure to hazardous chemicals (million)	Monitored	1.0	..
- of whom women	Monitored	0.5	..

¹³ This Core Indicator also includes a target of 85 million hectares for its sub-indicator 'Area of landscapes under sustainable land management in production systems' shared with the grouping of indicators 'Sustainably Managing and Restoring Land' under the GEF-8 Results Measurement Framework. To date, 25.8 million hectares of this sub-indicator are achieved, within which 25.7 million hectares are achieved from the proposed work program contribution, and 5.7 million are achieved from the proposed integrated program contribution.

Gender Considerations

33. The majority of the 45 projects considered in the WP strongly reflected gender equality considerations in the initial project concepts. With GEF's guidance, all the projects articulated important gender equality considerations in the project components, complying with gender-responsive results framework and with gender-specific indicators.

34. Examples of gender equality considerations include women and gender experts' engagements in the design of policies, plans and knowledge products of projects and programs. Also, many monitoring and evaluation components of projects are also gender-responsive.

35. Some projects have incorporated lessons and good practices from related projects implemented in the past. One example is a global electric mobility program benefitting from a German Federal Government funding that required gender considerations in its electric mobility activities related to policy and operations at all levels.

36. It is worth highlighting that the 6 Integrated Programs in the WP have substantively incorporated gender perspectives in the PFDs, with gender equality considerations elaborated in the project description, theory of change, specific project components. Some PFDs included detailed gender analysis and specified the gender-specific elements to be included in the child projects. These elements include: i) ensuring women's active engagement and contribution in the development of land use plans, community forest management plans, livelihoods and community enterprises, innovative finance and business plans, and value chain development; ii) integrating gender perspectives into valuation/accounting data, policy coherence, capacity building action, policy and regulatory reform, private sector engagement and finance, and decision-making and planning; and iii) systematic collection of gender-disaggregated data from the program and project activities to gender-related global environment benefits, as well as co-benefits to promote women's economic empowerment and close gender gaps.

37. Increasingly, projects are referencing the Gender Action Plans (GAP) of the Conventions that the GEF serves, as well as the recently adopted Kunming-Montreal Global Biodiversity Framework's specific gender-related Targets 22 and 23, and the projects' actions to support the implementation of these GAPs and targets, including through NBSAP, NDCs, NAPs.

WORK PROGRAM DESCRIPTION

Integrated Programs

38. The Work Program includes Program Framework Documents (PFDs) for six of the nine Integrated Programs (IPs) for which the country expression of interest process was successfully completed (GEF/C.64/Inf.11). Because of resource limitations, PFDs for three IPs—*Food Systems*, *Sustainable Cities*, and *Wildlife Conservation for Development*—will be considered in a future Work Program to be presented to Council. Countries already selected to participate in these IPs will not be required to resubmit EOIs.

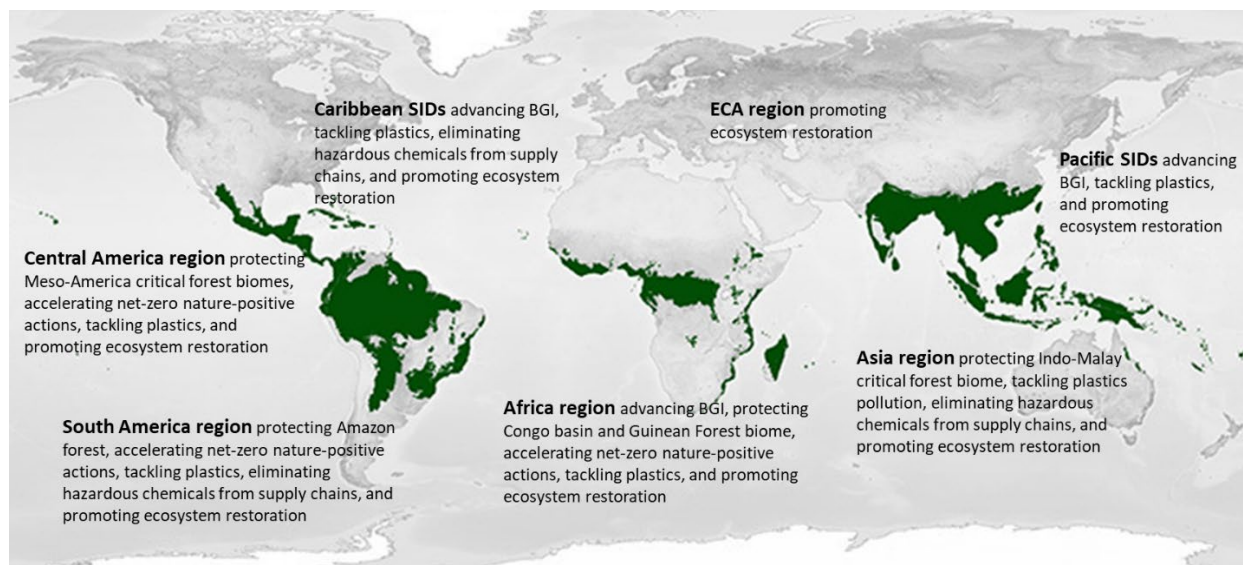
39. The six IPs included in this Work Program were prioritized based on their coverage of global environmental challenges being addressed, and the potential to achieve balance in representation of recipient countries participating and GEF agencies involved. Collectively, the IPs also represent a timely opportunity to align GEF-8 programming with global aspirations for transformative change in key systems while at the same time responding to demands from the MEAs. Specifically, the IPs include:

- The *Amazon, Congo, and Critical Forest Biomes* IP, which addresses the growing urgency to safeguard intact forest landscapes that are irreplaceable in terms of biodiversity, soak up to a third of anthropogenic greenhouse gas emissions (84% coming from old and primary forests), and are critical for other ecosystem services (water), and well-being of Indigenous Peoples and local communities. Five separate PFDs are presented under this IP, covering the global significant biomes identified in the GEF8 strategic direction: *Amazon, Congo, Meso-America, Indo-Malay, and Guinean Forests of West Africa*.
- The *Ecosystem Restoration* IP, which addresses the immense potential to return hundreds of millions of hectares of degraded landscapes to functioning ecosystems, and the opportunity to drive synergistic benefits across multiple environmental dimensions while generating economic, ecological and livelihood benefits for an estimated 3.2 billion people.
- The *Net Zero Nature Positive Accelerator* IP, which addresses the significant ambition gap that still exist between the pace of current global efforts to halt and reverse climate change and ecosystem loss, and the level of action and investments required during this decade. The program approach advances a whole-of-government strategy, across all sectors and actors, based on growing evidence that the twin threats of global biodiversity loss and climate change are deeply interconnected.
- The *Blue and Green Islands* IP, which addresses the interdependence of environment and economic systems in SIDS (Small Islands Developing States) and the need to embed nature at the center of development while maintaining the health and integrity of the ecosystems on which they rely. Through the IP, SIDS will have the opportunity to collectively build on existing interventions to demonstrate the transformational potential of incorporating the value of nature into decision-making

and using innovative nature-based solutions to achieve environment and development commitments.

- The *Circular Solutions to Plastic Pollution* IP, which harnesses the urgent and unprecedented momentum from public and political interest to tackle the root causes of plastic pollution: ever-growing unsustainable consumption and production of single-use and problematic plastic products and packaging with low circularity. The IP will advance both upstream and midstream solutions in the food and beverage sector, including the elimination of single-use plastic products/packaging and reduction of using crude oil as the primary feedstock; circular design of materials, products, and business models; as well as ensuring materials and products are circulated in practice through reuse and refill systems.
- The IP on *Eliminating Hazardous Chemicals from Supply Chains*, which focuses on two industries with long and complex supply chains, that continue to fuel the triple planetary crisis of climate change, chemical pollution, and biodiversity loss: fashion and construction. With action in both industries typically concentrated on climate change and biodiversity, leaving pollution behind, the IP will advance the integrated approach to re-orient action in each global value chain and maximize potential for transformative change.

40. Collectively, the 10 PFDs in this Work Program cover all GEF recipient country regions and include a total of 67 countries that will participate with child projects. As shown in the map below, the coverage of the IPs and representation by countries creates an opportunity for potentially amplifying influence of GEF investments globally. Furthermore, and consistent with the proposed GEF strategy, the global coverage of IPs will also strengthen the potential for knowledge exchange and learning, a priority to be addressed through the coordination platforms for each IP in line with the GEF Knowledge and Learning strategy.¹⁴



¹⁴ EN_GEF_C.64_07_GEF Knowledge and Learning Strategy.doc

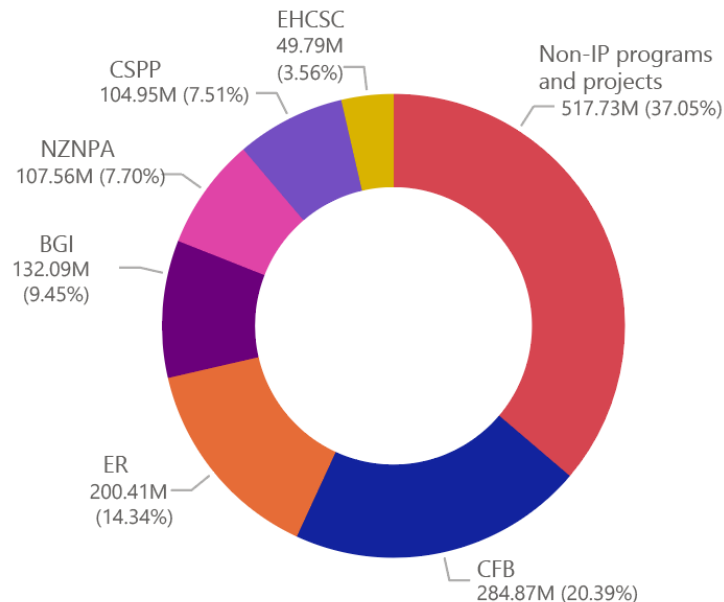
41. The 67 countries include 20 SIDS and 23 LDCs, corresponding to 30.0% and 34.3% respectively of the total number (Table 8). SIDS and LDCs are represented in all of the IPs included in the WP. As expected, the Blue and Green Islands IP was fully subscribed to by SIDS, with 15 countries participating across the Africa, LAC, and Asia regions. LDCs on the other hand dominate the IPs on Ecosystem Restoration and the Amazon, Congo and Critical Biomes IP, with 13 and 8 countries, respectively. Consistent with the GEF-8 Healthy Planet, Healthy People framework, this trend suggests a commitment and interest by SIDS and LDCs to harness and safeguard natural capital for multiple environmental and development benefits.

Table 8. SIDS and LDC participation in the Integrated Program

Integrated Program	SIDS	LDCs
Amazon, Congo, and Critical Forest Biomes	3	8
Blue and Green Islands	15	3
Circular Solutions to Plastic Pollution	2	4
Ecosystem Restoration	2	13
Elimination of Hazardous Chemicals from Supply Chains	1	1
Net Zero Nature Positive Accelerator	2	1
Total	25	30

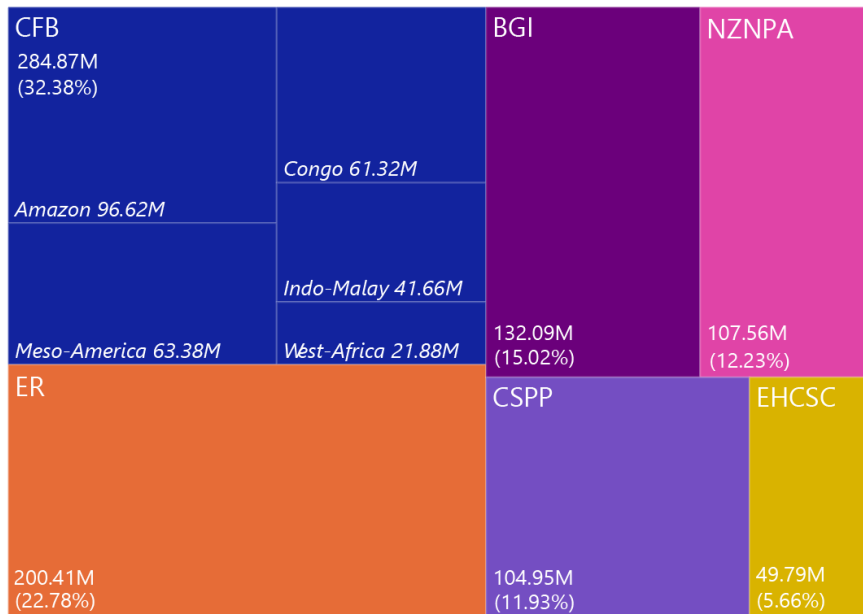
42. The total IP resources requested for the 10 PFDs presented in this Work Program amounts to \$879.65 million, which corresponds to 62.95% of the total GEF resources requested (Figure 4). The Amazon, Congo, and Critical Forest Biomes IP and Ecosystem Restoration IP account for 20.39% and 14.34%, respectively, of the total GEF resources requested for this Work Program.

Figure 4. IP resource allocation and share of the WP



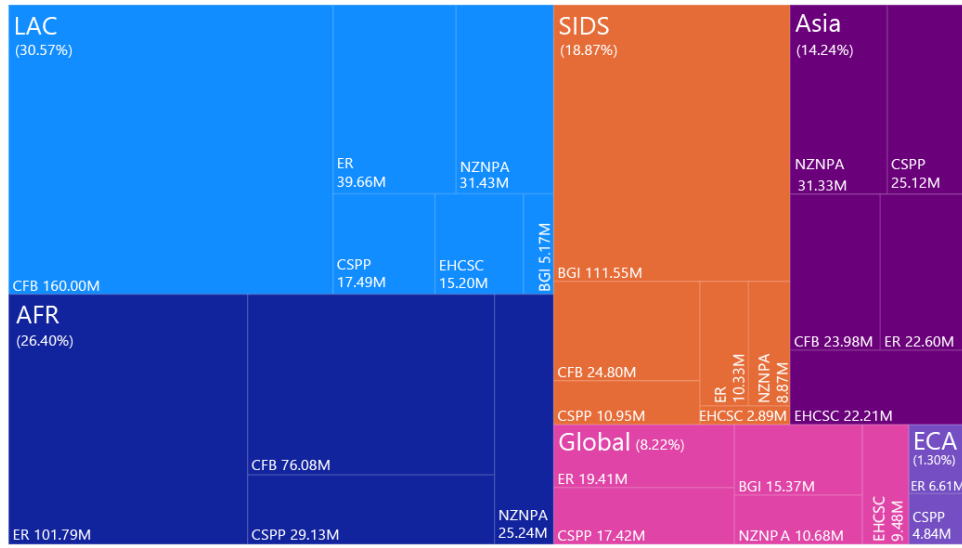
43. As a share of the total \$879.65 million IP resources programmed, Amazon, Congo, and Critical Forest Biome (CFB) takes up 32.38%, followed by Ecosystem Restoration (ER, 22.78%), Blue and Green Islands (BGI, 15.02%), Net-Zero Nature-Positive Accelerator (NZNPA, 12.23%), Circular Solutions to Plastic Pollution (CSPP, 11.93%) and Eliminating Hazardous Chemicals from Supply Chains (EHCS, 5.66%) (Figure 5).

Figure 5. IP resource allocation and share of total IP resources in the WP



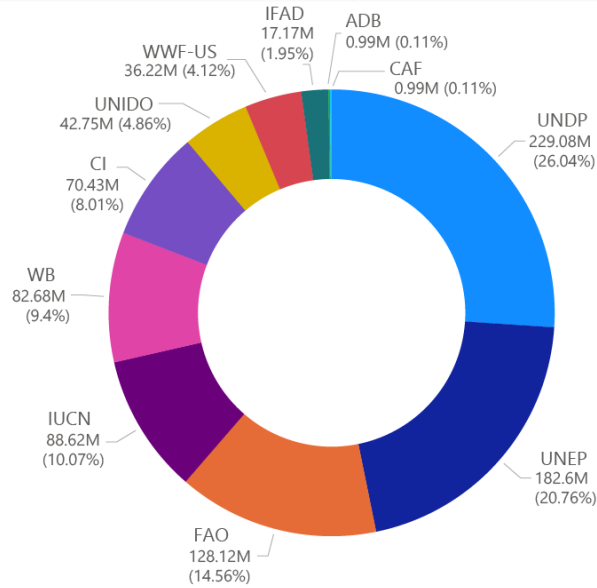
44. Regionally, LAC countries have the highest amount requested for IPs included in the Work Program, with 30.57% of the total, followed by Africa (26.40%), SIDS (18.87%), Asia (14.24%) and ECA (1.30%) (Figure 6). The breakdown across IPs shows CFB IP with highest amount for LAC (\$160.00 million), Ecosystem Restoration with highest for Africa (\$101.79 million), and BGI IP highest for SIDS (\$111.55 million). The total amount requested by SIDS across all IPs amounts to \$179.73 million, and for LDCs \$227.21 million, which corresponds to 20.43% and 25.26% respectively of the total IP envelope for this WP. The share of platform resources for IPs that are global or regional (for CFB IP) amounts to \$112.67million or 12.80% of the total IP resources requested in this Work Program.

Figure 6. Share of IP Resources by region



45. With respect to agency distribution, UNDP, UNEP, and FAO have the largest share with 26.04%, 20.76% and 14.56% of total IP resources, followed by IUCN (10.07%), World Bank (9.40%), CI (8.01%), UNIDO (4.86%), WWF-US (4.12%), IFAD (1.95%), ADB (0.11%) and CAF (0.11%) (Figure 7). This distribution was irrespective of designation as Lead Agency, which included amounts allocated for coordination child projects. For example, CI, IUCN, and WWF-US are all lead or co-lead agencies but account for only a small share of the total envelope. UNDP, UNEP, and FAO were selected by countries for five or more IPs, which is higher than all the other agencies. The high share of UNDP is associated with two of the IPs where SIDS and LDCs have the highest representation: Blue and Green Islands and Ecosystem Restoration. For UNEP, the Net-Zero Nature-Positive Accelerator and Circular Solutions to Plastic Pollution account for the highest share, and for FAO it is the Critical Forests Biome and Blue and Green Islands IPs.

Figure 7. IP resource allocation by agency



46. The PFDs in this Work Program are expected to contribute significant global environmental benefits covering all the GEF-8 core indicator targets (Table 9). Relative to the overall Work Program, contributions to some core indicators are highest from the IPs. For example, PFDs under the Amazon, Congo, and Critical Forest Biomes IP will contribute protecting and sustainably managing 44.6 million hectares of terrestrial protected areas (CI 1), using improved practices in 23 million hectares of landscapes for biodiversity benefits, including in landscapes under third-party certification and where the loss of High Conservation Value forests is avoided. In addition, 494.5 million metric tons of greenhouse gas emissions is expected to be mitigated (CI 6) through this IP. Similarly, the Net-Zero Nature-Positive Accelerator IP will contribute to mitigate an estimated 74.7 million metric tons of greenhouse gas. Some IPs such as Amazon, Congo, and Critical Forest Biomes, and the Blue and Green Islands contribute significantly to multiple core indicator targets. The overall trend reinforces the importance of IPs for generating multiple global environments that map to the GEF focal areas. Overall, the IPs will benefit an estimated 3.5 million, divided overall equally between men and women.

Table 9. Mapping of GEF-8 Core Indicators to the Integrated Programs

June 2023 Integrated Program	C11. Terrestrial protected areas created or under improved management (million ha)	C12. Marine protected areas created or under improved management (million ha)	C13. Area of land and ecosystems under restoration (million ha)	C14. Area of landscapes under improved practices (million ha) [†]	C16. Greenhouse Gas emissions mitigated (million metric tons of CO2e)	C17. Shared water ecosystems under new or improved cooperative management	C18. Globally over exploited marine fisheries moved to more sustainable levels (million metric tons)	C19. Chemicals of global concern and their waste reduced (thousand metric tons)	C10. Persistent organic pollutants to air reduced (grams of toxic equivalent)	C11. People benefiting from GEF-financed investments (million)	C11. People benefiting from GEF-financed investments: of whom female (million)
Ecosystems Restoration	0.7		<u>2.2</u>	10.6	133.0	1.0				<u>1.8</u>	0.9
Blue Green Islands	0.3	<u>3.7</u>	0.1	0.8	52.2		0.2	0.001		0.7	0.4
Net-Zero Nature-Positive Accelerator			0.3	0.6	74.7					1.9	<u>1.0</u>
Circular Solutions to Plastic Pollution [‡]					6.0	1.0			<u>200.0</u>	0.04	0.02
Eliminating Hazardous Chemicals from Supply Chains				0.3	7.9			<u>34.6</u>	107.2	1.5	0.9
Amazon, Congo, and Critical Forest Biomes	<u>44.6</u>	0.001	0.3	<u>23.0</u>	<u>494.5</u>	<u>2.0</u>				0.9	0.4
Total	45.5	3.7	3.0	35.4	768.4	4.0	0.2	34.6	307.2	6.9	3.5

* Underlined values indicate the IP contributing the most to each Core Indicator. Separately, no integrated program used C15 focused on Area of marine habitat under improved practices to benefit biodiversity (million ha).

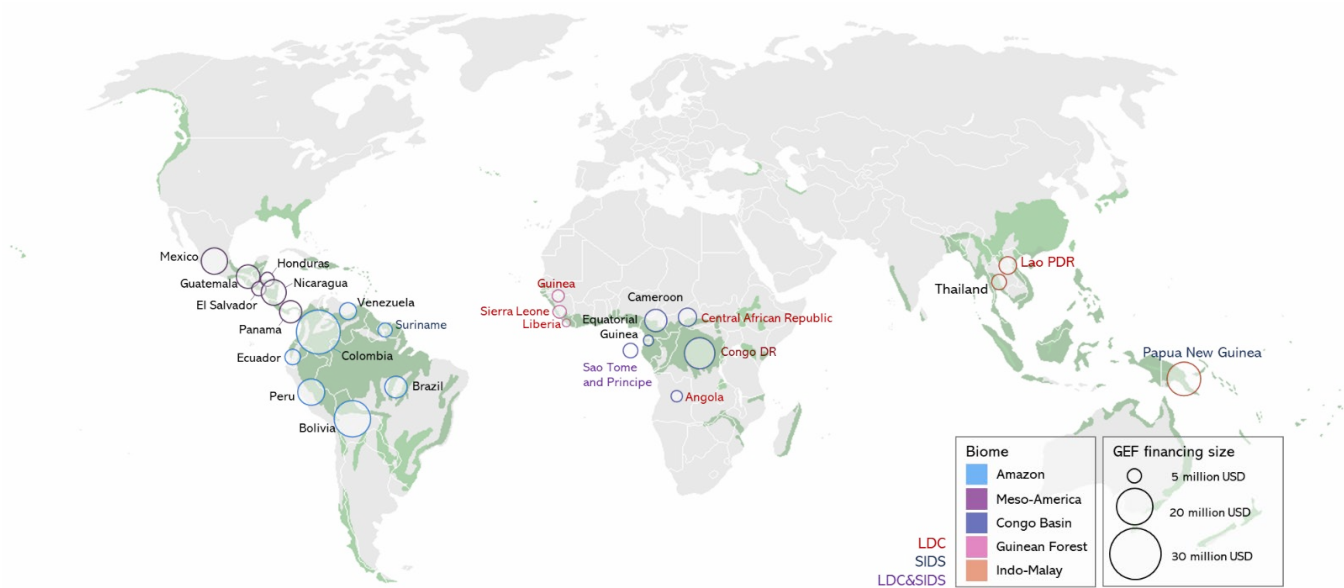
[†] This Core Indicator also includes a target of 85 million hectares for its sub-indicator ‘Area of landscapes under sustainable land management in production systems’ shared with the grouping of indicators ‘Sustainably Managing and Restoring Land’ under the GEF-8 Results Measurement Framework. To date, 25.8 million hectares of this sub-indicator are achieved, within which, 5.7 million are achieved from the proposed integrated program contribution.

[‡] The Circular Solutions to Plastic Pollution program is expected to deliver its most significant contribution in the form of avoiding 1.5 million tons of residual plastic waste, captured as a Sub-Indicator.

Amazon, Congo, and Critical Forest Biome Integrated Program (CFB IP)

47. Throughout the tropics, the conservation and sustainable management of primary and intact forest landscapes remains critical for tackling the twin crisis of climate change and biodiversity loss. Yet tropical forests in the Africa, Asia, and Latin America regions continue to face significant threats from anthropogenic pressures driven by demand for alternative land uses and natural resources extraction. While there are still prospects to safeguard significant blocks in the Amazon and Congo Basins, critical forest biomes such as those in the Indo-Malay, Meso-America, and West Africa subregion have been reduced to just a few areas with intact forest cover. In the absence of globally focused approach, the integrity of these biomes will be severely compromised, further undermining their global role in securing planetary health and human wellbeing.

48. Consistent with the GEF vision for a *Healthy Planet, Healthy People*, the CFB IP is intended to address this critical need by advancing the integrated approach. To maximize potential for targeted and collective action by countries, the IP is being delivered through five separate Program Framework Documents (PFDs) covering the geographies identified in the GEF8 programming strategies: Amazon, Congo, Meso-America, Indo-Malay, and Guinean Forests of West Africa. This approach will ensure that the IP builds on and draws from lessons emerging through previous programs in the Amazon and Congo basins, while at the same time accommodating prevailing realities in the other regions. The five PFDs include 25 countries covering an estimated 87% of the existing tropical forest biomes, with more than half of the countries from the Amazon and Congo basins (13 countries), eight LDCs (Lao PDR, Guinea, Liberia, Sierra Leone, Central Africa Republic, Congo Democratic Republic, Angola, Sao Tome and Principe) and three SIDS (Papua New Guinea, Suriname, Sao Tome and Principe).



49. For each biome, the PFD provides clear rationale and pathway for improving the conservation and effective governance of the forest biome, to sustain flow of vital ecosystem services that underpin lives and livelihoods while contributing multiple global environment benefits. The PFDs also present a Theory of Change for advancing the integrated framework to address complex interrelated problems and create the conditions for transitions towards lasting systems transformation, notably related to 1) the expanded protection of primary forests with protected areas and OECMs (Other Effective Conservation Measures); 2) increased understanding and valuing of natural capital, 3) expended forest-friendly production, and 4) improved policy coherence and institutional and legal frameworks

50. The implementation framework for each biome reflects the need for concerted and complementary actions across multiple scales, from national and landscape level, to subregional and transboundary, and biome level. The national projects will contribute toward achieving biome and regional level outcomes while a dedicated regional coordination project will support the development and deployment of national actions through knowledge, training, technical expertise, and linkage with other initiatives. A particular focus will be on promoting levers for system transformation, including: 1) fostering inter-sectoral coordination and dialogue to enhance policy coherence on primary forest conservation in pertinent policies and instruments (at local, subnational, national, and regional levels); 2) fostering multi-stakeholder dialogue through establishing or strengthening pertinent multi-sectoral local, national, and regional platforms; 3) promoting innovation and learning in relevant areas such as financing models and tools, use of novel incentives and business models to incentive nature-friendly activities, and new coalitions for change; and 4) promoting the use of financing tools to mobilize more domestic and international resources to channel long-term funding from the public and private sector to support urgently needed actions for safeguarding forests

51. The overall approach is informed by and will support implementation of MEAs, including the Kunming-Montreal Global Biodiversity Framework,¹⁵ the UNFCCC through increased mitigation and resilience measures related to spatial planning and ecosystem protection and restoration (Paris Agreement, Katowice Forest for Climate Declaration, REDD+ framework, net zero decarbonization by 2050), and the UNCCD Land Degradation Neutrality agenda (LDN) and the response hierarchy of avoiding, protecting and reversing land degradation. The IP is aligned with the goals of the Minamata Convention on Mercury, notably in the areas of artisanal and small-scale gold mining, mercury use reduction, and restoration of former mining sites. It is also aligned with the United National Strategic Plan for Forests 2017-2030 and potentially serve as anchor for the One Forest Summit in Gabon in March 2023 where several leaders urged for the advancement of innovative nature financing.

52. Global level engagement will be fostered through the coordination projects, which will establish interoperable platforms to target knowledge and learning opportunities for amplifying

¹⁵ Notably the targets 1-3 on spatial planning, biodiversity conservation, and management, including the 30x30 target; target 8 on climate change; targets 10-11 on sustainable use and management of biodiversity and ecosystem services; target 14 on policy and planning; target 18 related to perverse incentives; target 19 on finance; 20 on capacity-building; 21 on data availability; 22 on IPLCs, and; 23 on gender mainstreaming

influence through the IP. Such a platform will also target cross-cutting themes, including nature-based solutions, gender responsive approaches, resilience, private sector engagement, behavior change, and environmental security. Strengthening the rights, participation, and benefit to IPLCs, as well as women and members of other disadvantaged groups, will be mainstreamed throughout the IP, including through robust safeguard systems. Private sector engagement will focus mainly on investment in bankable projects and other contributions to sustainable financing and biodiversity-friendly value chains development.

53. Below is a summary of approach proposed for each biome as presented in the respective PFDs.

Amazon Sustainable Landscape Integrated Program (ASL3)

Agencies: World Bank (Lead) - UNDP - WWF-US - CI - FAO. (GEF ID 11198)

Project Financing: \$88,644,185. Co-financing: \$557,827,180.

54. The Amazon basin contains the world's largest rainforests and river system comprising of 650 million hectares (ha) of forests and 100 million ha of freshwater ecosystems. Conserving the Amazon biome is of critical importance and relevance at the global, regional, and local levels. Today around half of the Amazon is under some form of protection. Conservation efforts exist in the Amazon and have obtained result, but they have not been sufficient to contain the current environmental threats, overcome the barriers, scale up good practices, and ensure the Amazon biome continues to deliver global environment benefits. The region still faces shortcomings in the institutional framework, management, and financing for areas under various forms of protection; and the governance structures, policies and legal frameworks that promote integrated conservation and sustainable development, as well as in the enforcement capacity to address illegal activities. Knowledge gaps and insufficient integration of scientific, traditional, and local knowledge in decision making, also are barriers, as are difficulties with market access for sustainable value chains, among others.

55. These barriers impede the transformational change necessary to achieve the ASL Program objectives and longer-term vision. The threats and challenges are complex, with transboundary drivers and impacts that cannot be addressed in isolation. The lack of regional coherence and coordination exacerbates these threats, which go beyond environmental dimensions and demonstrate structural issues related to security, economics, and governance. The proposed Program is fully coherent with the overarching ASL vision: it seeks to improve regional collaboration and national investments towards integrated landscape conservation and sustainable management in targeted areas, including primary forests, in the Amazon region. This is the third phase of a comprehensive approach Initiated in GEF6 with three countries and will now involve seven countries (Bolivia, Brazil, Colombia, Ecuador, Peru, Suriname, and for the first time Venezuela).

56. The program will be delivered as four interlinked components or entry points geared toward advancing systems transformation: 1) strengthening conservation under different protection regimes; 2) enhancing sustainable production and landscape restoration; 3) fostering a supporting governance, incentives and policy transformations; and 4) promoting

capacity building, communications, and regional cooperation. This approach moves from a business-as-usual scenario characterized by forest conversion into low productivity cattle ranching and other unsustainable land uses to forest- and freshwater-friendly landscapes. The ultimate outcome would be to maintain and restore the ecological resilience of the Amazon biogeographical region. In addition to national level child projects, a dedicated regional project will aim to increase national and regional capacity and coordination amongst ASL stakeholders and partners for improved integrated landscape management and conservation in targeted areas in the Amazon. The coordination will also be external, reaching out to relevant partnerships, initiatives, and donors.

Congo Critical Forest Biome Integrated Program (Congo CFB IP)

Agencies: UNEP (Lead) - IUCN - IFAD - CI. (GEF ID 11241)

GEF Project Financing: \$56,259,439. Co-financing: \$428,640,177.

57. The Congo Basin tropical rainforest biome is currently considered the largest potential carbon sink worldwide: It is a critical forest biome for sustaining the health of the planet and flow of vital ecosystem services that underpin human well-being. Since 2000, the loss of intact forests has accelerated in all Central African countries, with deforestation rates reaching highs over the past five years. If the current pace of deforestation and forest degradation continues, 27% of the undisturbed moist forest that existed in Central Africa in 2020 will have disappeared by 2050.

58. The Congo Basin Program is focused on tackling forest loss and forest degradation affecting the tropical rainforests Biome in Central African countries. The overall objective is to improve the conservation and effective governance of critical landscapes in the Congo Basin Forest Biome. The IP specifically targets critical landscapes where solutions are needed to stabilize forest cover (or avoid the loss of peatlands where applicable) and reduce threats to wildlife populations in the Congo Basin Forest ecosystem. This will be achieved through five interrelated components: 1) promoting forest governance by focusing on policy coherence, developing and strengthening policies and regulatory frameworks that enhance conservation, and forest carbon sequestration; 2) scaling up actions that reduce deforestation, forest degradation, and restore ecosystem services in multiple landscapes across participating countries; 3) equally promoting IPLCs empowerment, gender-transformative green enterprises, and sustainable partnerships with the private sector in the Congo basin; 4) mobilization and effective channeling of finance for conservation and climate outcomes; and 5) capacity building, knowledge management, and regional coordination.

59. The IP has been designed to give continuity to transformative and innovative approaches to forest conservation initiated in GEF-7. Six countries will be engaged: Democratic Republic of Congo, Cameroon, Central Africa Republic, Equatorial Guinea, Angola and Sao Tome and Principe. The landscapes targeted by each country are dominated by important protected areas and include a good extent of relatively intact/undisturbed forests. Building on the GEF-7 Congo Basin Sustainable Landscapes Impact Program, a dedicated regional coordination project will provide technical support to countries and play a strategic role for catalyzing investments in

the conservation and effective governance of critical landscapes at the biome level, including links to recent initiatives on forests in the region and existing efforts with regional institutions and mechanisms (Economic Community of Central African States, ECCAS; Central African Forests Commission, COMIFAC; Congo Basin Forest Partnership, CBFP; Central Africa Forest Initiative, CAFI). It will also promote broad and inclusive multi-stakeholder dialogues, including transboundary initiatives such as the Mayombe Transfrontier Protected Area.

Indo-Malay Critical Forest Biome Integrated Program (Indo-Malay CFB IP)

Agencies: IUCN (Lead) - FAO - UNDP. (GEF ID 11102)

GEF Project Financing: \$38,216,208. Co-financing: \$185,597,817.

60. Indo-Malaya is one of Earth's eight biogeographic realms, extending across much of south and southeast Asia, with approximately 234 million ha of natural forest cover across the region, including 191 million ha defined as primary forests. Most of the region's more than 560 million people depend on the ecosystem services generated by these forests. Among them are at least 30 million Indigenous Peoples and Local Communities (IPLC) who reside in, depend on, and safeguard these forests and their carbon stocks. Most of the remaining primary forests across the region are located on Indigenous People's Land.

61. Despite baseline efforts, 60% of Indo-Malaya's original vegetation has been lost, and the remaining forest is under significant pressure. Between 2000 and 2020, contiguous primary forest of seven biome countries declined by 41.2 million hectares (22.8% of their total). The proximate drivers of primary forest loss and degradation include economic drivers, such as i) commercial agriculture; ii) mining and extractive industries; iii) infrastructure, including hydropower and rural infrastructure development; iv) illegal and legal, but unsustainable logging; v) subsistence agriculture, and vi) armed conflicts, and migration. In addition, vii) climate change drives forest loss and degradation primarily indirectly through forest fires, spread of invasive species and the increased occurrence of disease outbreaks. The ultimate drivers of forest loss and degradation include economic, technological, institutional, and socio-cultural factors, including demographics.

62. The Indo-Malaya CFB IP will be achieved through five interlinked components utilizing the four levers of transformation to 1) create enabling policy, improved tenure security and governance environment at multiple scales for primary forest conservation; 2) increase area of primary forests in Protected Areas under effective and inclusive conservation management; 3) increase area of primary forests outside PAs and buffer landscapes under improved practices for enhanced IPLC resilience and primary forest benefits; 4) secure sustainable financing for primary forest conservation; and 5) strengthen primary forest coordination, communication, access to knowledge, capacities and policy support across scales.

63. The proposed Theory of Change identified pathways that should result in three positive intermediate effects related to 1) Nature (with primary forests being connected and effectively governed, their loss and ecosystem degradation being curtailed or reversed), 2) People (stakeholders, including forest-dependent Indigenous People and Local Communities, and women building a sustainable forest economy, gaining meaningful livelihoods, benefits, and

health security), and 3) Climate (with the enhancement of critical forest biome carbon and other benefits, stabilizing climate at multiple scales and reducing risks for people and ecosystems).

64. Three countries - Lao PDR, Papua New Guinea, and Thailand- will be engaged with national child projects targeting eight intact forest landscapes. In addition, a dedicated regional coordination project will leverage the IUCN-led Asia Protected Area Partnership and the FAO-hosted Asia-Pacific Forestry Commission to address harness biome-level opportunities for advancing transformative change. This will include establishment of an Indo-Malayan Primary Forest Conservation Platform (IMPFCP) to promote a long-term vision for the biome and coordinate with other initiatives and programs, including links to the various Association of Southeast Asian Nations (ASEAN) bodies and agencies relevant to forest conservation. The project will also have a role in identifying concrete funding opportunities for sustainable financing investors (e.g., sovereign sustainability-linked bonds, payments for environmental services) as well as engaging with banking and investment institutions directly or indirectly financing unsustainable forest practices.

Mesoamerica Critical Forest Biome Integrated Program (Mesoamerica CBF IP)

Agencies: IUCN (Lead) - FAO (GEF ID 11273)

GEF Project Financing: \$58,147,493; Co-financing: \$438,166,265.

65. Mesoamerica is a diverse cultural region and an economic integration area that includes the south-eastern States of Mexico and the seven Central American countries. The region is a biodiversity hotspot with an estimated 5,000 endemic plant species and about 8% of the world's biodiversity. Primary forests in the region are located mainly in five distinctive transboundary areas considered as the five last Great Forests: Selva Maia, Mostikia, Indio Maiz, La Amistad y El Darien. These forests contain Key Biodiversity Areas and more than 50% of the region's carbon stock. Despite their vital importance for the region, they are in peril: 1,358,000 ha were lost from 2000-2020 representing a staggering 23% total reduction in area, with extremely high rates of primary forest loss in Nicaragua (54%), Honduras (48%) and Guatemala (32%). These high rates of loss occurred despite most primary forest or intact forest landscape areas are under some forms of protection, indicating significant challenges with enforcement and monitoring.

66. The major proximate threats to primary forests are deforestation and forest degradation from agriculture expansion largely caused by cattle ranching, logging (both legal and illegal), fire, mining, along with infrastructure development and wildlife trafficking. These threats are driven by poor living conditions of local people and limited opportunities to subsist from the standing forests. Any attempt to improve the current situation needs to tackle the following barriers: the value of intact forests is not recognized, valued, and paid for by society; the weak land governance; the limited mechanisms for transboundary forest conservation; the limited capacity and support for protected area management and the implementation of other effective area-based conservation measures; Insufficient financial resources to sustain long-term efforts to conserve, restore intact forests and to develop sustainable local livelihoods.;

and insufficient coordination among conservation and development initiatives at national level. To address the existing drivers and barriers, the program will adopt a strategy of fostering national and regional enabling conditions for primary forest conservation through coordinated interventions supporting strengthened capacities, governance, protection, mobilization of funding, exchange, and awareness raising.

67. The Mesoamerica CFB IP seeks to slow and reverse loss and degradation of critical remaining primary forests in the region. The program is organized as four interlinked components focused on: 1) developing enabling conditions to support primary forest conservation through fostering multisectoral dialogue, knowledge and management tools to strengthen integrated governance processes and to increase policy coherence, 2) strengthening protected areas, increasing the area of OECMs and initiating restoration efforts with the promotion of the engagement of IPLCs, 3) securing long-term sustained funding and incentivizing forest-friendly endeavors by implementing appropriate incentives and supporting local entrepreneurs, and 4) establishing a region-wide and transboundary coordination mechanism to enhance complementarity and synergies among the range of on-going initiatives and facilitating knowledge development and exchange. This includes a watershed approach in the Trifinio region involving El Salvador and Guatemala and funded by the GEF International Waters Focal Area.

68. Six countries will be engaged with national child projects: El Salvador, Guatemala, Honduras, Mexico, Nicaragua, and Panama, which ensures a significant coverage of the five Great forests. The program will help in designing a coherent set of interlinked interventions employing all four levers of transformation identified in the GEF-8 strategy, and further guided by regional experiences to date on effective and catalytic conservation approaches. It will also be able to efficiently articulate with existing important regional initiatives such as those supported by the Central American Commission for Environment and Development (CCAD). The national child projects will contribute to achieve biome-level outcomes and will be supported by a dedicated regional coordination child project that will have a specific role to improve collaboration and synergies among the various conservation and development initiatives.

Guinean Forests of West Africa Critical Forest Biome (Guinean Forests CFB IP)

Agencies: CI (lead) - IUCN. (GEF ID 11142)

GEF Project Financing: \$20,077,828. Co-financing: \$59,664,406.

69. The Guinean Forests of West Africa biome covers approximately 620,000 square km and is a globally biodiversity hotspot spanning from West Africa to Central Africa. The Guinean Forests support globally important levels of biodiversity (including high levels of species richness and endemism) and provide valuable ecosystem services to well over 200 million inhabitants of the region. Despite its unique biodiversity and global importance, the biome is one of the most threatened, with an estimated 10 million hectares of forest lost since the beginning of the 20th century. Only around 15% of the original forest cover is still intact, and mostly restricted to transboundary areas across the region.

70. Although countries are making significant efforts to create protected areas, the overall

integrity of the biome is being undermined. Principal threats to the Guinean Forests include agricultural expansion, unsustainable logging and fishing, bushmeat hunting and trade, industrial and artisanal mining, climate change, and pollution. Expansion of the agricultural frontier for both subsistence and commercial crops is the leading cause of forest loss, such that approximately 80% of the region's original habitat is considered an "agriculture-forest" mosaic. Root causes of these threats include high levels of poverty and wealth inequality, intense pressure for economic development, expanding infrastructure and settlements, and inadequate definition and recognition of land tenure and resource rights. Weak governance of natural resource use and management is a contributing factor to these threats throughout the region. Some of the threats mentioned above are transboundary in nature, such as unsustainable logging and fishing, bushmeat hunting and trade and artisanal mining where miners move between countries.

71. The program objective is to invest in the protection and effective governance of the Guinean Forests to sustain flow of vital ecosystem services that underpin lives and livelihoods in the region while contribute multiple global environmental benefits. To achieve this objective, the program approach will operate at three levels: regionally to support stakeholder engagement and policy processes that will improved governance, crowd-in new and innovative financing, and incentive collective action by countries; at sub-regional level to address specific needs and opportunities for improved forest protection and connectivity in transboundary landscapes; and at national level through child projects that respond to specific needs of countries for strengthening forest conservation.

72. Three countries—Guinea, Liberia and Sierra Leone—will be engaged with national child projects, and in addition through a shared interest in working collectively to scale-up forest conservation in transboundary areas. A large part of the Upper Guinean Forests is concentrated in these three countries with several important transboundary forest landscapes including Gola-Lofa-Mano between Liberia and Sierra Leone, and the Zياما-Wonegizi-Wologozi complex between Guinea and Liberia. A dedicated regional coordination child project will reinforce key features of the country-child projects, including collaboration between multiple sectors to address trade-offs and promote synergies, comprehensive landscape-wide planning, inclusive decision-making, and transboundary aspects. The regional platform will be established to promote replication and scaling up of good practices to maximize sustainability and scale of impacts. It will also promote learning and knowledge exchange among countries, enhance cost effectiveness through joint multi-country capacity building investments, cultivate a community of practice, and strengthen the foundation for policy alignment efforts among countries.

Ecosystem restoration Integrated Program (ER IP)

Agencies: CI (Lead) - UNDP - World Bank - FAO - IUCN - UNEP - IFAD. (GEF ID 11118)

GEF Project Financing: \$183,859,244. Co-financing: \$1,627,501,995.

73. Over 75% of the world's land surface and 66% of marine and coastal areas have been significantly altered by human activities and climate change stressors with negative impacts on

food systems, ecosystem services, habitats for wildlife and affecting the livelihoods of an estimated 3.2 billion people. Halting degradation and restoring these ecosystems offers immense potential to return hundreds of millions of hectares of degraded landscapes to functioning ecosystems. Well-designed restoration can tackle multiple Sustainable Development Goals, driving synergistic benefits for biodiversity, ecosystem services, agricultural and timber production, and local livelihoods at large spatial scales. Halting degradation and restoring these ecosystems and landscapes generates economic, ecological and livelihood benefits for an estimated 3.2 billion people. These include: (i) safeguarding ecosystem services *e.g.*, soil protection, pollination, nutrient cycling, and soil water-holding capacity that sustaining productivity; (ii) avoiding species extinctions; (iii) mitigating the effects of climate change through carbon sequestration, protection against storm surges, and provisioning of food, water, medicines, local building materials and cultural assets. Securing environmental benefits improves livelihoods and is important in avoiding social conflicts and migration that can lead to further degradation.

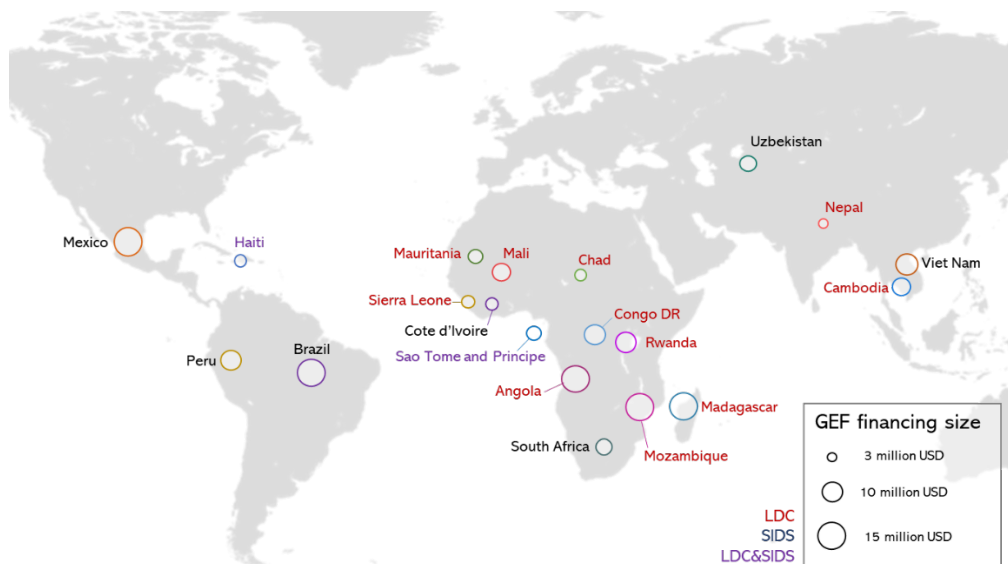
74. The Ecosystem Restoration Integrated Program has the objective to generate multiple durable global environmental and socioeconomic benefits by applying integrated and innovative approaches to restore degraded ecosystems. It aligns with the UN Decade on Ecosystem Restoration (2021-2030) and supports global restoration commitments by mobilizing a coalition of multi-sectoral stakeholders, policy, finance, fostering capacity building, learning and global cooperation. The UN Decade reflects the growing global attention and ambitions for restoration as reflected in commitments made by countries through voluntary programs such as the Bonn Challenge, Initiative 20x20 and AFR100. The total of all commitments is close to 1 billion hectares.

75. The Program seeks to arrest further degradation and to restore and heal ecosystems and landscapes by removing identified barriers and catalyzing innovative and transformative policy and enabling conditions, financial mobilization, multi-stakeholder dialogue, knowledge exchange and learning, and capacity-building to support the restoration of natural ecosystems needed to horizontally and vertically scale the realization of Global Environmental Benefits and livelihood outcomes at national and global levels. The Program embraces a transformational approach to promote innovation in policy & governance, financing of natural capital, multi-stakeholder dialogue, restoration approaches, and knowledge management and learning. The Program promotes an integrated approach that invests in projects that will trigger “levers-of-change” with the potential to catalyze the uptake of innovations in (i) governance and policymaking; financial mechanisms; multi-stakeholder dialogue; and innovation and learning to scale Global Environmental Benefits to a level unattainable by individual isolated projects.

76. The IP will support participating countries to achieve NBSAP goals and mitigation action via NDCs, LDN targets and commitments under the UN CBD, the UNFCCC, and UNCCD. The Program components are mapped to the Kunming-Montreal Global Biodiversity Framework targets, and especially Target 2 which aims to “ensure that by 2030 at least 30 per cent of areas of degraded terrestrial, inland water, and coastal and marine ecosystems are under effective restoration, in order to enhance biodiversity and ecosystem functions and services, ecological

integrity and connectivity.”

77. The IP will engage a cohort of 20 countries with national child projects across Asia, Central Asia, Africa, and Latin America, including 13 LDCs and 2 SIDS (see map). These national child projects will be implemented by seven GEF agencies: UNDP, World Bank, FAO, IUCN, UNEP, IFAD, and CI. National child projects will work in critical landscapes on restoration challenges, generating results, and most importantly identifying, testing, and verifying the efficacy of best practices and lessons for wider replication.



78. To coordinate the Program, a Global Coordination Child Project (GCP) will provide a strategic hub to advance the programmatic objectives and to support a coherent and innovative process, programmatic coordination, and inclusive governance. The GCP will support the Child Projects in promoting innovation, advocating for innovative policies and enabling conditions, catalyzing private sector engagement, creating financing flows and mechanisms, facilitating multi-stakeholder dialogue, and facilitating knowledge exchange and learning needed to sustain the impacts of the restoration interventions and facilitate transformational shifts in scaling ecosystem restoration to avoid further degradation of land and ecosystems.

79. Through the Global Coordination Project, a knowledge platform will be established to integrate the projects, partners, and policies with advocacy, strategic communication and knowledge management, with emphasis in peer-to-peer catalytic knowledge transfer and collaboration. This will provide a means for optimizing the contributions of each project and associated partners, based on knowledge and experience gained. The platform will also support opportunities to capture and utilize knowledge specific to regeneration techniques methodologies, gender inclusion, local and indigenous perspectives, for learning through the communities of practice and their associated knowledge products. Through the platform, the program will leverage various ongoing initiatives by GEF and partner agencies that address deforestation, biodiversity, and integrated land and water management. The platform will also align with relevant GEF-8 Integrated Programs, such as the Critical Forest Biomes, Food

Systems, Blue and Green Islands, and the Net-Zero Nature Positive Accelerator.

Blue and Green Islands Integrated Program (BGI IP)

Agencies: UNDP (Lead) - FAO - UNEP - IUCN - World Bank - WWF-US. (GEF ID 11250)

GEF Project Financing: \$121,183,945; Co-financing: \$733,790,102.

80. Nowhere is the interconnection between nature, people's livelihoods and well-being more obvious than in Small Island Developing States (SIDS). For SIDS environmental challenges and socio-economic challenges are relatively more intense and rapidly felt, primarily because of their small physical scale, geographic isolation and small economies which rely on a limited resource base. SIDS also represent key areas of biodiversity in the world. In countries such as Mauritius, more than 30% of plant species are endemic, one third of mammal species in the Solomon Islands are not found in any other country. The Caribbean Islands Hotspot alone supports about 11,000 plant species, of which 72 % are endemic with approximately only 10% of the hotspot's original habitat remaining. With nearly 20% of the world's offshore exclusive economic zones, SIDS have significant potential as 'large ocean States'.

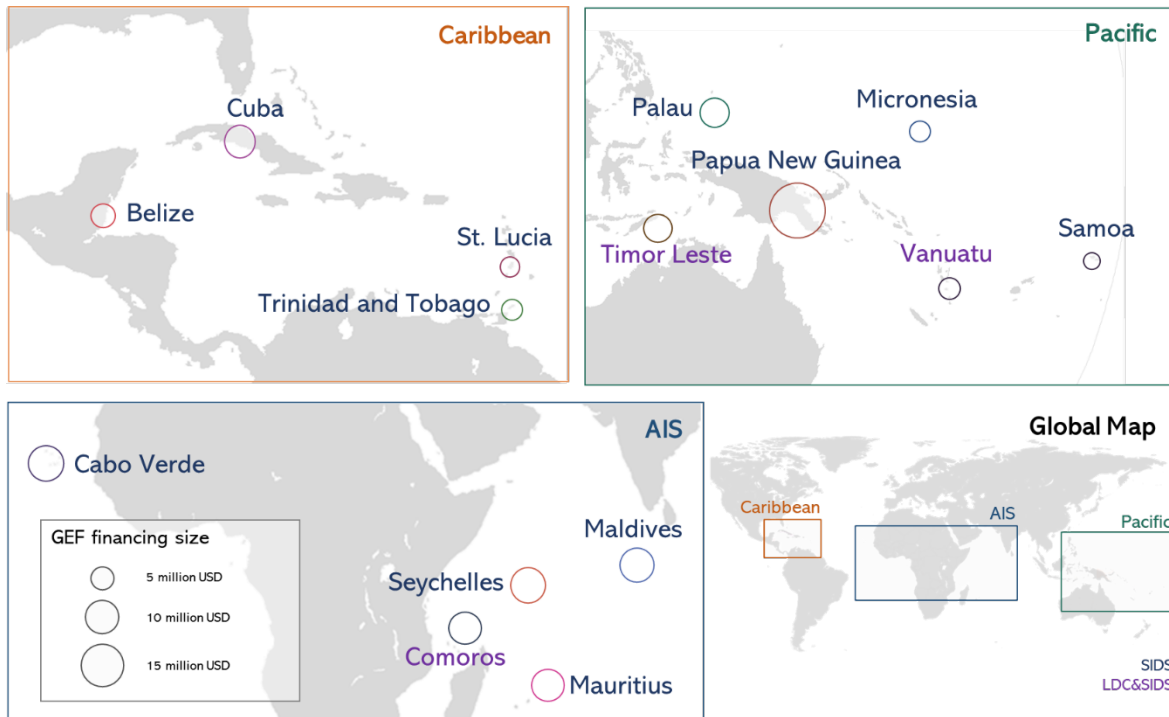
81. Within SIDS, terrestrial, coastal, and marine ecosystems are interdependent and provide a number of ecosystem services and key socio-economic benefits such as food security, water security, and livelihoods, along with having aesthetic and spiritual value. Key economic sectors which rely on these ecosystems and their services are also the main drivers of their degradation. The resulting impacts have included significant biodiversity loss, land degradation, diminished ecosystem services and land-based pollution in freshwater and marine ecosystems, all compounded by the impact of climate change. The impact of these drivers are exacerbated by barriers related to insufficient governance and cross-sectoral; misaligned domestic financing; lack of data and tools to inform nature positive development decision making; inadequate human and institutional capacities and national knowledge management systems for support of scaling out Nature-based Solutions (NbS) interventions; inadequate cohesive action and multistakeholder dialogue by and including SIDS at the national and international level in order to engage and negotiate for private sector finance to support scaling and replication of nature-positive development.

82. With this context of interdependent challenges, an integrated approach that includes embedding nature at the center of development in SIDS, is paramount to sustaining development, while maintaining the health and integrity of the ecosystems on which they rely. Through the Blue and Green Islands IP, SIDS will have the opportunity to collectively build on existing interventions to demonstrate the transformational potential of incorporating the value of nature into decision-making and using innovative NbS to achieve environment and development commitments and address challenges, such as food security, water insecurity, climate change adaptation and reduction and where possible elimination of hazardous chemical pollution. The objective is to facilitate nature-positive development and reduce ecosystem degradation in SIDS by valuing nature and applying NbS with specific application to the food, tourism, and urban sectors.

83. The design aims to promote and facilitate valuation and natural capital accounting of ecosystems and ecosystem services, utilize valuation data to strengthen policy coherence, enhance integrated planning and inform decision making related to domestic public and private sector resource mobilization for nature positive development. Governance mechanisms, institutional collaboration and capacity building on nature positive development at the landscape and country level will also be strengthened. To effect enduring change, the following transformation levers will be applied through the components of the program: *Governance and Policies and Multistakeholder Dialogues* to enhance enabling environment and policy coherence, promote collective action and upscaling of nature positive development in SIDS; *Financial leverage* to bring nature-based solutions to scale, including from domestic and international private sector financing; *Innovation and Learning* to promote the use of valuation data in decision making processes and mechanisms to scale NbS .

84. The integrated nature of the program and its focus on NbS will provide an avenue to support countries to meet their commitments and targets under all MEAs simultaneously, including carbon sequestration and reduction of emissions; delivering on the Kunming-Montreal Global Biodiversity Framework by increasing the area of restoration of coastal and marine ecosystems and habitats, expanding marine and terrestrial protected areas, curbing sources of land-based pollutants, and improving small scale and commercial fisheries management; and ecosystem and land restoration actions in target areas toward achievement of Land Degradation Neutrality goals. The BGI IP will also respond to the Regional Seas Conventions and Action Plans (RSCAPs) which provide inter-governmental frameworks to address the degradation of the oceans and seas at a regional level and the priorities of the High-Level Panel on Sustainable Ocean Economy with interventions focused on protection and restoration of marine and coastal ecosystems and sustainable fisheries management.

85. The program includes a cohort of 15 countries from all three SIDS sub-regions, which have been selected based on their demonstration of strong alignment with the program vision and their potential to generate Global Environmental Benefits through investments in promoting transformational change. The Caribbean sub-region countries are Belize, Cuba, Trinidad and Tobago, St. Lucia; the AIS sub-region are Cabo Verde, Comoros, Maldives, Mauritius, Seychelles; the Pacific sub-region are Timor Leste, Micronesia, Palau, Papua New Guinea, Samoa, Vanuatu.



86. A dedicated Global Coordination Project will implement specific mechanisms to amplify the impact of the program among and beyond the distinct country child projects. The global project will provide coordinated, inclusive, and adaptive leadership and targeted capacity building support, to optimize the delivery of country child projects to transformative change in the SIDS and deliver targeted global environmental benefits. A key focus in this regard is *Global Technical Facility* to support – i) *Nature Based Solutions Accelerator* for innovation-driven technical assistance to local project developers (such as MSMEs) to structure bankable NbS projects across the target sectors of the IP, as well as supporting the transformation of policy and regulatory enabling environments across SIDS; ii) *Private Sector and Finance Facility* to elevate the critical importance of increased investment flows into SIDS for NbS solutions by providing specific technical expertise towards promoting private investment in NbS projects in the target sectors. This will primarily involve engaging domestic financial institutions, global private sector, as well as multilateral and donor segments.

87. The global project will also ensure that the program is outward looking and creating continuity and impact beyond the countries involved. Through the collective action and upscaling, this will enable SIDS to influence the policies and initiatives of sub-regional governing bodies as well as global SIDS relevant policy frameworks towards nature positive development and negotiate increased investment with external private sector. Knowledge management is a critical element of the project and is key to supporting learning and effective collective action and upscaling by SIDS. It will also facilitate partnerships with other regional actors working on knowledge and enable learning and south-south exchanges by supporting SIDS in the provision, analysis and dissemination of knowledge. Knowledge on issues of common interest and related to the areas of intervention will be generated, shared, and applied, through regional and thematic working groups/communities of practice.

Net-Zero Nature-Positive Accelerator Integrated Program (NZNPA IP)

Agencies: UNEP (Lead), ADB - CAF - UNDP - UNIDO. (GEFID 11085)

GEF Project Financing: \$98,678,187. Co-financing: \$695,182,970.

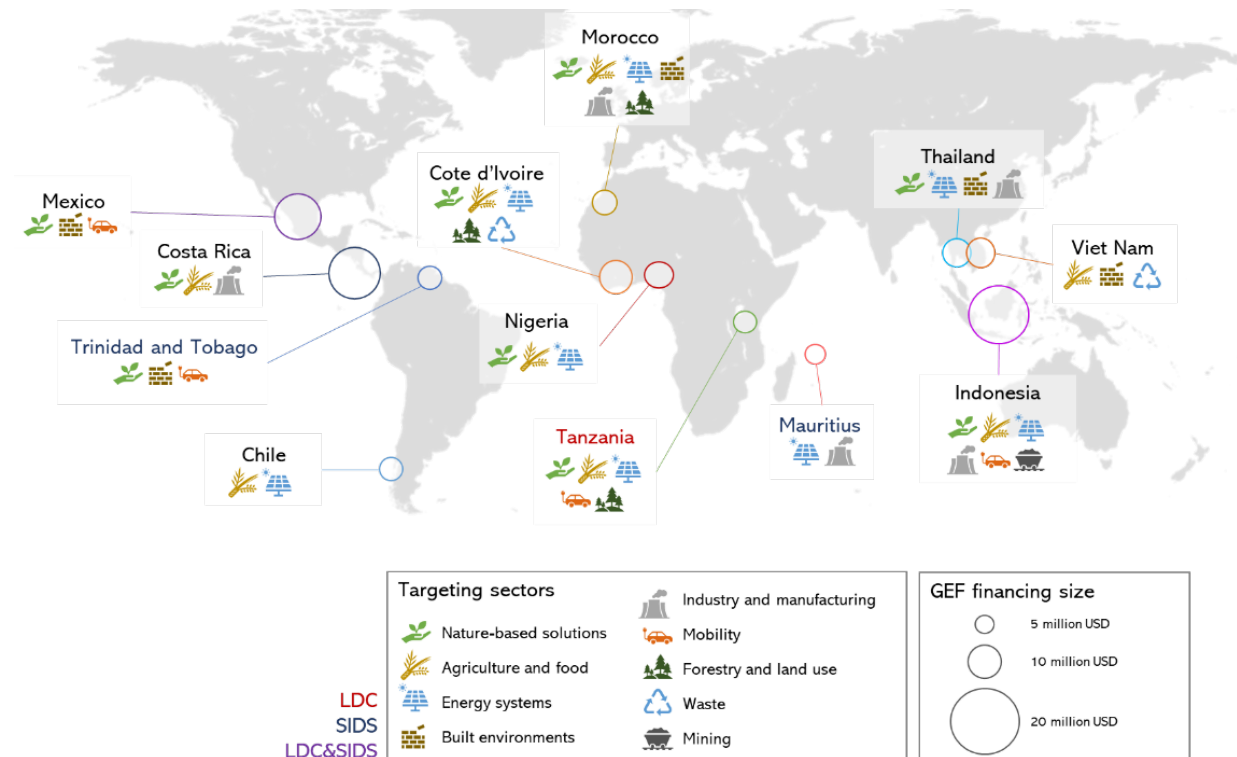
88. The Net Zero Nature Positive Accelerator Integrated Program (NZNPA IP) is designed to address two closely related global issues. The first one relates to the significant ambition gap that still exist between the pace of current global efforts to halt and reverse climate change and ecosystem loss and the level of action and investments required during this decade, according to the latest scientific consensus, to meet the objectives of the Paris Agreement and Kunming-Montreal Global Biodiversity Framework. Nationally Determined Contributions (NDCs) are not ambitious enough and while net-zero commitments have increased substantially, milestones-driven long-term implementation strategies and policy reforms are still lacking in many countries. The second issue relates to the fact that despite being inextricably linked, global warming and biodiversity loss have been generally viewed as independent challenges. Achieving net-zero objectives requires a whole-of-government strategy, across all sectors and actors. Such integrated approach needs to be built upon the growing evidence showing that the twin threats of global biodiversity loss and climate change are deeply interconnected.

89. The NZNPA IP offers an innovative approach of combining the two global agendas to achieve impact at scale and greater coherence on both. The IP promotes a whole-of-society approach which links climate and nature in the context of the long-term economic planning and development and builds data-based consensus, promoting active engagement of a broad range of public and private stakeholders. The IP also aligns well with GEF-8 levers of transformation, including actions around (i) promoting coherent governance and policies for NZNP goals; (ii) facilitating alignment of national budgeting and planning processes, and private capital, with NZNP objectives; (iii) setting up cross-scale coalitions of actors, including in finance, and (iv) promoting innovation in technology, business models and institutional arrangements that can deliver the necessary shifts.

90. The program will address barriers including lack of consensus across national stakeholders regarding how to achieve NZNP outcomes, limited policy coherence and coordination in institutional arrangements, absence of adequate fiscal, financial and other regulatory incentives in national policy frameworks, including the need to address harmful/incoherent subsidies and ineffective financing and de-risking mechanisms to scale up bankable projects.

91. The NZNPA is structured around a global coordination platform and national child projects from 12 countries, with a diverse representation between regional zones, country size, emissions and ecosystem degradation profiles, and economic conditions. This diverse representation gives the program a unique opportunity to produce lessons across different regional and economic country groupings, while also generating significant and multiple global environmental benefits. Each country child project will have an *upstream* component focusing on the establishment and/or strengthening of cross-ministerial coordination processes for policy coherence and development of NZNP long-term strategies, planning and policy making,

and a *downstream* component focused on aligned sectoral planning and investments relevant for nature-positive deep decarbonization efforts. The global platform complements and supports the national projects, to ensure programmatic coherence, support monitoring of program results and host functions related to generation and dissemination of global knowledge.

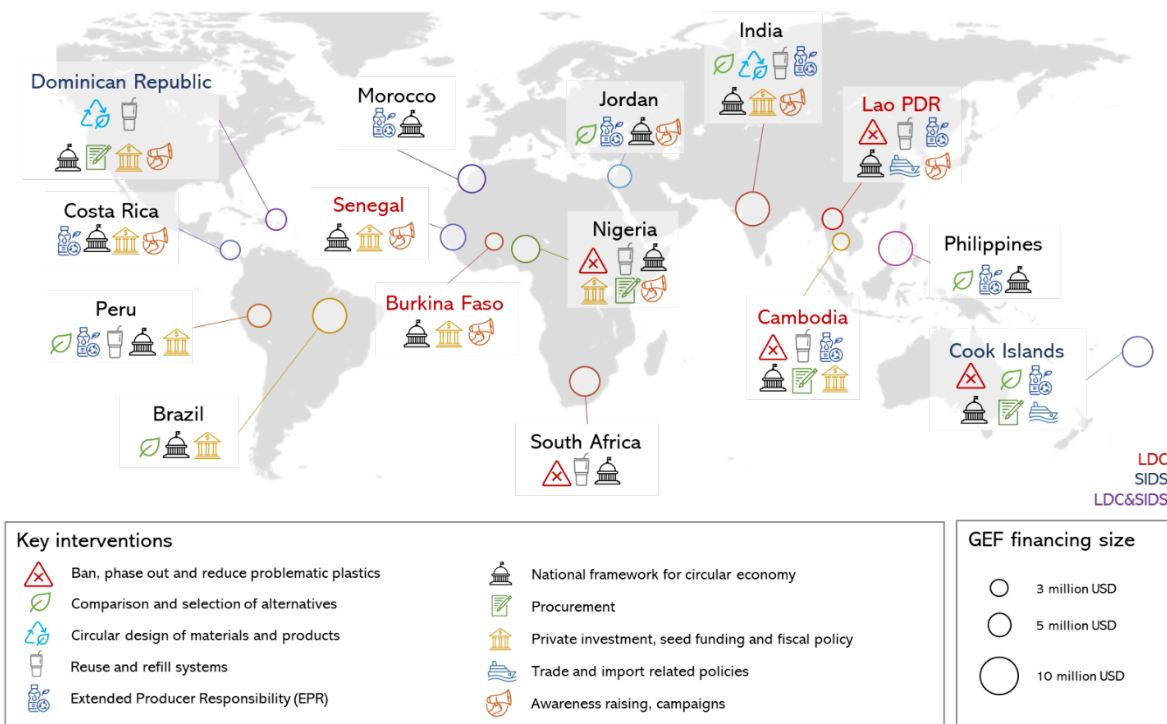


92. The NZNPA IP will benefit from an innovative co-leadership arrangement by three GEF Agencies, with UNEP, ADB, and CAF. UNEP is overall lead agency and will harness its Economic and Trade Policy Unit (ETPU), with expertise on research, capacity building and advisory services, to lead the design of knowledge products and provide technical assistance related to key Program’s macro-economic components (modelling, Sustainable Budgeting Approach (SBA), monitoring etc.). UNEP’s World Conservation Monitoring Centre (WCMC) will support biodiversity integration at the sectoral level and policy coherence. As co-Leads, ADB and CAF will be responsible for ensuring the Program’s interface with international financial institutions, validating, socialising, and integrating NZNP standards, definitions and guidance with their internal strategic priorities and financing operations (loans, TA, grants, etc). ADB and CAF will also lead the establishment of a NZNP MDBs Coordination Structure aimed at facilitating alignment and collaboration with other MDBs and national/international financial institutions. Amongst other objectives, the MDB Coordination Structure will look to foster a common understanding and a shared taxonomy around NZNP and will pilot efforts to promote NZNP-aligned public finance proof of concepts, potential replication and scaling. In addition to participating GEF agencies, the NZNPA IP also involves additional partners including UNEP Finance Initiative (UNEP FI), Climate Policy Initiative (CPI) and 2050 Pathways Platform (2050 PP).

Circular Solutions to Plastic Pollution Integrated Program (CSPP IP)
Agencies: UNEP (Lead) - WWF-US – UNDP – UNEP -UNIDO. (GEFID 11181)
GEF Project Financing: \$96,280,581. Co-financing: \$595,778,545.

93. Over the last several years the plastic pollution crisis has experienced unprecedented momentum from public and political interest; yet, despite increased interest and investment, the problem continues to grow. There is an urgent need for a cohesive, global approach that matches the scale of interventions to the scale of the problem. The next five years offer a unique opportunity to align with and leverage the outcome of the global legally binding instrument to end plastic pollution so that actions to address the plastic pollution crisis can be implemented at meaningful scale.

94. The Circular Solutions to Plastic Pollution IP is responding to this urgency by tackling the root causes of plastic pollution: ever-growing unsustainable consumption and production of single-use and problematic plastic products and packaging with low circularity. The Plastics IP will demonstrate and scale up upstream and midstream solutions in the food and beverage sector, including the elimination of single-use plastic products/packaging and reduction of using crude oil as the primary feedstock; circular design of materials, products and business models; as well as ensuring materials and products are circulated in practice through reuse and refill systems. This vision will be achieved by focusing on five interlinked intervention areas: 1) enabling a regulatory and policy environment; 2) mobilizing finance; 3) adopting circular practices within the food and beverage private sector; 4) activating behavior and social change; and 5) fostering project and program-level knowledge sharing, communication, and coordination.



95. The Plastics IP is structured around a global platform project and child projects from 15 countries selected based on high political and private sector cross-sector commitment, interest in system change and innovation aligned with the IP theory of change, and high GEBs related to addressing plastic pollution. The cohort of countries provide both geographical and socioeconomic representation across all continents, with 5 from Africa (Burkina Faso, Morocco, Nigeria, Senegal, South Africa), 4 from Asia (Cambodia, India, Laos, Philippines), 3 from Latin America (Brazil, Costa Rica, Peru), 2 SIDS (Cook Is, Dominican Republic), and 1 from the Middle East (Jordan). As each country has tailored plans to its unique context, including its key private sector actors (e.g. hotels, grocers, farmers, colleges, restaurants) and government agencies (e.g. Urban Planning, Tourism, Health Department), and selected specific strategies (e.g. subsidies, incubators, EPR schemes), the IP will result in a wealth of insights that will be synthesized and shared to inform the suite of IP countries and other plastic-reducing initiatives worldwide.

96. The Plastics IP will foster transformative change at national to global scales through its emphasis on the private sector ranging from global corporations to local start-up entrepreneurs; investing in upstream and midstream solutions which are often neglected in favor of downstream strategies; fostering innovation and technology, including social media and consumer choice platforms; and scaling innovative financing from MDBs to incubators to private impact investors. The IP will apply transformation levers to effect long-term outcomes, including actions around governance and policies (e.g., eliminating adverse subsidies, enabling national policies); financial leverage (e.g., seeking private capital); multi-stakeholder dialogues (e.g., establishing inter-ministerial and multi-stakeholder platforms); and innovation and learning (e.g., promoting new technology and businesses that promote circular practices).

97. The integrated programmatic approach provides a longer-term and strategic arrangement of individual yet interlinked projects to achieve large-scale impacts on the global environment. The approach also facilitates engagement in complex system issues devising circular solutions to achieve systems change, promoting the generation and use of learning including through South-South exchange, partnership-building including with the private sector and programmatic co-financing as well as an enabling environment for policy and institutional reforms that ensures policy coherence. The dedicated global platform will serve as a coordination and knowledge hub delivering technical assistance to the national child Projects, overseeing a series of global-level activities to address transboundary barriers related to trade, metrics, and financing; promoting knowledge synthesis and sharing among the projects and beyond; and, finally managing and coordinating the country child projects. It will also ensure global impact outside the 15 countries by crowding-in global plastic-reducing CSO initiatives (e.g. GPAP, NEP, WRAP, International Waste Pickers Alliance, etc.), multilateral institutions (e.g. UN Agencies), multinational corporations and industry associations (e.g. Consumer Goods Forum), and international financial institutions (e.g. World Bank, Asian Development Bank).

98. The IP will enable countries to meet their commitments and targets under multiple MEAs, including the UN Convention on Climate Change (UNFCCC) and the Stockholm Convention on POPs. The IP will also contribute to six targets of the UN Convention on Biological Diversity (CBD), the Kunming-Montreal Global Biodiversity Framework (GBF) and two

goals (A and D), which ensure the integrity, connectivity and resilience of all ecosystems are maintained, enhanced, or restored and adequate means of implementation, including financial resources, capacity-building, technology, and technical and scientific cooperation are accessible.

Eliminating Hazardous Chemicals from Supply Chains Integrated Program (EHSC IP)

Agencies: UNEP (Lead) – FAO – UNDP - UNIDO. (GEFID 11169).

GEF Project Financing: \$45,674,998. Co-financing: \$295,245,000.

99. The fashion and construction industries, which have long and complex supply chains, continue to fuel the triple planetary crisis in a world increasingly subject to the effects of climate change, pollution, and biodiversity loss. Fashion accounts for between 8-10 per cent of global greenhouse gas (GHG) emissions, 5-10% of all microplastics in the environment and 20% of the world's wastewater, while the construction industry accounts for 40% of the total flow of raw materials into the global economy and produces as much as 40% of global GHG emissions and the largest portion of the world's solid waste of any industry. With action in both industries typically concentrated on climate change and biodiversity, leaving pollution behind, confronting this challenge requires the need to think differently – a marked shift that reflects the triple planetary crisis.

100. The EHSC IP will re-orient action in each global value chain, enhance South-South, as well as regional cooperation and minimize burden shifting, prioritizing women, youth, and local indigenous knowledge to empower local communities, re-localize economies and identify traditionally used materials, products, and practices. The difficulty in containing the environmental impacts of the construction and fashion industries is that they take place throughout all stages of the supply chains. Therefore, the IP will tackle the whole length of the fashion and construction supply chains to enact real, transformative change. This includes tackling design (shifting from extractive, short-lived designs to regenerative designs), resource extraction (substituting non-renewable materials with sustainably sourced, innovative materials), manufacturing (implementing processes that are less water- and chemical-intensive), consumption (behavior change towards better and less consumption), and finally, the post-use collection and reuse/repair/recycle of non-hazardous materials.

101. This holistic and integrated “supply chain” approach is designed to be disruptive, and the program will crowd in financing to innovative companies in the supply chains through, for example, incubators for new circular businesses and green credit and loan facilities. In particular, the program will foster support to businesses that design, source and manufacture products containing sustainable materials rather than traditional, non-renewable materials. Proposed policy actions, such as tax incentives, import regulations and creation of standards and certifications will ensure that a regulatory environment is in place that boosts these businesses.

102. Participating countries include Costa Rica, Ecuador, Peru, and Trinidad and Tobago from the LAC region, and Cambodia, India, Mongolia, and Pakistan from the Asia region. The eight countries will benefit from increased access to information, knowledge, and best practices from

all actors, while stronger South-South and South-North cooperation will ensure global coordination in finance and innovation, as well as regulatory coherence. Additionally, the dedicated global platform project will ensure effective coordination, exchange of knowledge and a coherent framework across different project countries, while addressing diverse local knowledge and needs. This global aspect will also aim to create and promote collaboration between actors at different stages of the supply chains, from design to post-use collection. Indigenous and youth leadership will be actively promoted to empower local communities, re-localize economies, and identify traditionally used materials, products, and practices.



Other Programs

103. **Global.** *Global Programme to Support Countries to Upscale Integrated Electric Mobility Systems* (GEF ID 11074). Agency: UNEP, ADB, World Bank, EBRD; GEF Project Financing: \$22,257,385; Co-financing: \$129,356,667. Increased demand for transportation of people and goods in low and middle-income countries is driving the growth of energy use and GHG emission from road transport globally. The GEF has been supporting the transition to zero emission transportation for decades, including most recently through the GEF-7 Global Electric Mobility Program, which is currently funding 32 country projects and a global support platform with a total GEF envelope approaching USD 80 million. Active at the global, regional and country level, the GEF-7 Program supports countries through four thematic working groups and four regional support & investment platforms, covering all aspects of e-mobility including institutionalization, policy, business and finance, and sustainability, including the implementation of pilot investments.

104. Building on these strong existing foundations, the GEF-8 “Global Programme to Support Countries to Upscale Integrated Electric Mobility Systems” aims to (i) widen the set of countries working on the subject, (ii) support investment into upscaled integrated e-mobility projects and (iii) establish a global framework to address key challenges related to used electric vehicles

(EVs), end-of-life electric vehicles and batteries & circularity. The GEF-8 program will continue and expand the activities started under GEF-7 and make use of the governance structures and institutional set-up already established, realizing economies of scale. It will increase the number of child projects working to introduce and upscale integrated electric mobility systems from 32 to at least 40, with several other countries having expressed interest in joining at a later stage in GEF-8. The program will cooperate with leading financing institutions, including the Green Climate Fund (GCF), to up-scale the activities funded by the GEF both in GEF-7 and GEF-8, and will work together with other initiatives such as the Zero Emission Vehicle Transition Council (ZEVTC) to facilitate matchmaking of funding opportunities with project proposals.

105. Over the last 4 years, since the approval of the first set of country projects included in the GEF-7 Program, progress on zero-emission mobility has been tangible: many countries in the Global North and some in the Global South have set targets and established roadmaps to reach zero emission mobility. Bus electrification, for instance, saw an immense growth over the past few years as well, with 20% to 30% annual sales share of electric buses in China and substantial growth in Europe. The progress however has not been equally distributed, and the majority of low and middle-income countries remain largely excluded from adequate access to knowledge, tools and finance to support the transition to zero emission mobility.

106. The GEF-8 program will look to respond to these considerations, starting with an initial set of 8 new country projects (Azerbaijan, Congo DRC, Fiji, Senegal, Solomon Islands, Vanuatu, Zambia, Zimbabwe) and a global coordination platform. The program is structured around five components, including (1) Knowledge creation, capacity building, planning and institutionalization, (2) Readiness for upscaling of integrated e-mobility systems (3) Investment into integrated e-mobility systems and the handling of used electric vehicle trade, electric vehicle and battery end-of-life & circularity, (4) Integrated electric mobility systems advocacy, coordination and communications, (5) Monitoring and Evaluation

107. Specific activities that will be supported in the participating countries will include a combination of the following: (a) Development of national planning frameworks to support the development of national targets, roadmaps and strategies for countries to shift to electric mobility; (b) Institutionalization and coordination to support inter-ministerial collaboration and to identify national leadership on integrated e-mobility systems; (c) Development of policies frameworks, technical standards, fiscal reforms and other incentives to facilitate the uptake of electric vehicles; (d) Piloting of projects to support the creation of local on-the-ground expertise and public awareness for the introduction of electric vehicle fleets; (e) Demonstration of large electric mobility programs to support the upscaling from pilots to wider roll out of electric vehicles programs (phase 2 programs); (f) Support the development of national policies, regulations and standards for import of used EVs, collecting and disposing of End-Of-Life (EOL) EVs, EV batteries and hazardous materials; (g) Development of innovative financing mechanisms (such as emission certificate generation, aggregation & trade); and (h) Development and implementation of e-mobility public awareness campaigns.

108. The program is expected to result in GHG emission reductions of approximately 15

million tons of CO₂e, including direct and indirect emission reductions. The program is also expected to lead to the mitigation of POPs emissions (both from incomplete combustion of petroleum fuels in old and/or badly maintained vehicles, and from improved handling of end-of-life vehicles and batteries), and to the mitigation of otherwise uncontrolled large flows of e-waste and plastic litter.

Stand-Alone Full-sized Projects

Biodiversity

109. **Venezuela.** *Strengthening management to combat threats from Aquatic Invasive Alien Species in Venezuela* (GEF ID: 11115). Agency: FAO; GEF Project Financing: \$6,000,000; Co-financing: \$35,940,000. The objective of this project is to reduce the loss of globally important biodiversity and ecosystem services by strengthening the prevention, timely detection and control of invasive alien aquatic species in Venezuela's Marine-Coastal Protected Areas (MCPAs). The project aims to strengthen political, legal, institutional and financial frameworks; information, surveillance and control systems for aquatic IAS; and to improve and innovate the control of this IAS from a community perspective. The main expected impacts are to improve management to combat IAS threats in the country's MCPAs, through the development of a National System for detection, monitoring and control of aquatic. The project will pilot a comprehensive approach for the control of *U. stolonifera* in four National Parks that have been invaded by the coral and whose coastal area covers 119,576 ha. These results will be incorporated into the guiding instruments of all the national MCPAs, scaling up to the 6,847,720.43 hectare that make up Venezuela's MCPAs. The recovery of the reef ecosystems will benefit the population surrounding the MCPAs, estimating the active participation of close to 19,000 people in the control and surveillance of this IAS and the natural environment; they will also receive training in sustainable production alternatives, thereby increasing the economic resilience of the communities. The global environmental benefits of the project are: 1) 155,147 hectares of terrestrial protected areas under improved management; 2) 119,576 hectares of marine protected areas under improved management. The project will directly benefit 19,000 people (9,447 men, 9,553 women).

110. **Chile.** Strengthening inter-institutional coordination for the mainstreaming of biodiversity conservation in national, regional and local public policies in Chile (GEF ID: 11208). Agency: FAO; GEF Project Financing: \$3,776,941; Co-financing: \$25,681,614. The objective of this project is to strengthen inter-institutional coordination for the mainstreaming of biodiversity conservation in national, regional and local public policies in Chile. Specifically, the project will strengthen the political, regulatory and strategic frameworks at the national level, improving policy coherence and applying marine-terrestrial integrated management and planning approaches in three pilot ecosystems through participatory processes with local communities and indigenous peoples, which will provide replicable experiences and lessons for scaling up to national policies and institutions, and create options for a more efficient and optimized management of resources for conservation. The project components are focused on: i) the strengthening of the regulatory frameworks and policy processes and instruments to

achieve coherence in public policies and institutions associated with the conservation of biodiversity in the country; ii) the management of information to build knowledge, raise awareness and communicate the importance and contribution of biodiversity at different levels of the State (local, regional, national) and by different actors; and iii) the facilitation of processes and the creation of mechanisms to mainstream the conservation of biodiversity in model landscapes. The global environmental benefits of the project are: 1) 2,506,269 hectares of terrestrial protected areas under improved management; 2) 149,953 hectares of marine protected areas under improved management; 3) 141,772 hectares of landscapes under improved practices. The project will directly benefit 2,250 people (1,350 men, 900 women).

111. **Brazil.** *Biodiversity Wildlife Territories* (GEF ID: 11268). Agency: FUNBIO; GEF Project Financing: \$16,872,477; Co-financing: \$51,000,000. The objective of this project is to enhance biodiversity conservation within integrated landscapes/seascapes in critical areas to mitigate large scale habitat loss. Based on Brazil's recently updated red list of endangered species, the project will act in the most critical areas for species conservation and will focus on non-Amazonian biomes as 75% of the threatened species in the country are in these biomes. The strategy is to use existing and new protected areas (PAs) as anchors for enhanced species conservation inside PAs coupled with conservation measures outside of these PAs, creating a larger landscape or seascape where conservation initiatives take place to achieve long-term results. The conservation instruments will differ for each critical area but range from improved PA management with integrated fire management plans, invasive alien species control, species action plans implementation, connectivity of PAs with other PAs or forest fragments by forest restoration, and others. The project consists of 3 interconnected components. The first component focuses on activities outside protected areas in locations critical to species conservation. The second component enhances the management of protected areas specifically for the conservation of endangered species occurring within them. The third component seeks to strengthen public policies, laws, and regulations by the mainstreaming of wildlife conservation parameters in existing policies. The global environmental benefits of the project are: 1) 540,000 hectares of newly created terrestrial protected areas; 2) 960,000 hectares of newly created marine protected areas; 3) 500 hectares of land and ecosystems under restoration; 4) 12,000,000 hectares of landscapes under improved practices; 5) 50,254,000 metric tCO₂e mitigated. The project will directly benefit 1,500 people (750 men, 750 women).

112. **Brazil.** Empowering Indigenous Peoples and Local Communities (IPLCs) to manage biodiversity data and information as a strategy to conserve their territories, safeguard traditional knowledge, and promote integrated biodiversity management (GEF ID: 11269). Agency: UNEP; GEF Project Financing: \$6,192,695; Co-financing: \$49,450,000. The objective of this project is to strengthen the capacity of indigenous peoples and local communities (IPLCs) in the Amazon and Cerrado biomes to produce and manage biodiversity data and information as a strategy to effectively protect their territories, safeguard traditional knowledge, and promote integrated biodiversity management. The biodiversity of IPLC territories remains relatively unknown, so this project seeks to strengthen IPLC capacity to effectively manage their territories and safeguard their traditional knowledge systems. IPLC-led biodiversity surveys will systematize information on the use of species and strengthen sustainable use and

conservation, which will facilitate more systematic biodiversity management by IPLCs for conservation outcomes. Activities include co-designing data and information sharing protocols and building IPLC capacity to use innovative data sharing technologies and traceability tools. Activities will be under the auspices of the Brazilian Biodiversity Information System (SiBBr) and will involve collaboration between three Ministries. This represents an innovative and pioneering effort to systematize IPLC scientific knowledge for conservation, including further empowering IPLCs by generating the knowledge base for them to claim the fair and equitable sharing of benefits from the utilisation of genetic resources occurring in their territories while enhancing the management effectiveness of these protected areas. The project will support the improved management for biodiversity of 1.5 million ha of indigenous territories. The project will directly benefit 3,000 women and 2,000 men (5,000 people).

Climate Change

113. **Chile.** *Supporting the shift to a low-emission, circular construction in Chile.* (GEF ID: 11071). Agency: UNEP; GEF Project Financing: \$2,963,699; Co-financing: \$20,200,000. This project aims to support Chile's construction sector in transitioning towards a low-emission and circular approach, moving away from the traditional "take-make-waste" model. By harnessing the potential of construction and demolition waste as a valuable resource, the project seeks to significantly reduce the sector's energy consumption and greenhouse gas (GHG) emissions. The project will focus on: (1) updating sectoral policies and regulations to accelerate the adoption of low-carbon and circular principles within the construction and demolition sector; (2) demonstrating the economic, social, and environmental feasibility of implementing low-emission circular construction practices; (3) establishing innovative mechanisms to scale up the adoption of low-carbon and circular economy approaches in the construction and demolition sector; and (4) enhancing knowledge management and capacity building initiatives for the Chilean construction sector. Through these efforts, the project aims to mitigate greenhouse gas emissions by approximately 350,000 tCO₂eq. By combining innovative technologies and targeted policy interventions, this project seeks to drive material efficiency and foster a sustainable construction sector in Chile.

114. **Brazil.** *Promoting zero-emission buildings in Brazil through climate technologies and policies (EDinova)* (GEF ID11072). Agency: UNEP; GEF Project Financing: \$9,167,443; Co-financing: \$66,657,355. The project aims at promoting the decarbonization of the Brazilian building and construction sector through the adoption of innovative technologies and public policies. In Brazil, GHG emissions from the construction and buildings sector account for six percent of national GHG emissions and are growing over time. While the Brazilian government and other key national stakeholders have taken steps to transitioning to net-zero buildings, the country still faces key barriers, such as absence of integrated and coherent public policies, lack of evidence in the country of the economic, social and environmental viability of net-zero buildings, and insufficient financial incentives. The project will address these barriers by creating an enabling environment for the net-zero transition, demonstrating the economic, social and environmental viability of net-zero buildings and promoting innovative financing to accelerate this transition. The project is expected to achieve GHG emissions mitigation of

approx. 980,000 tCO₂eq.

115. **Argentina.** *Accelerating low-emission and resilient community energy in Argentina.* (GEF ID: 11073). Agency: UNEP; GEF Project Financing: \$4,701,497; Co-financing: \$32,000,000. The project aims to contribute to the decarbonization of Argentina's electricity sector through the implementation of an innovative approach combining public policies and technologies to accelerate the expansion of distributed low-emission community energy. The project will focus on (1) creating an enabling environment for low-emission electricity generation through community energy at a federal, provincial, and local government level; (2) demonstrating the economic, social, and environmental feasibility of Low-Emission Community Energy; (3) developing and start implementing a national financing strategy, aligned with the National Climate Finance Strategy, for establishing, scaling up, incentivizing and supporting economic and financial operations of low-emission community energy; and (4) Knowledge management and capacity building for provincial and local stakeholders to demonstrate increased gender-sensitive knowledge of low-emission community energy. The project is expected to achieve greenhouse gas emissions mitigation over the project's lifetime of 560,000 tCO₂eq.

116. **China.** *Green hydrogen energy integrated demonstration application project in China* (GEF ID: 11271). Agency: UNIDO; GEF project financing: \$16,000,000; Co-financing: \$160.9 million. The objective of the project is to catalyze green hydrogen production and utilization in Ningdong, Dalian and Shenyang cities of China, with the goal to decarbonize and support the energy transition in China. Road transport accounts for around 77% of CO₂ emissions in the transport sector today in China, and emissions from heavy-duty vehicles and the related industrial sector are the least known areas in terms of carbon reductions. Therefore, promoting China's clean energy policy and zero-carbon emission technologies for heavy-duty vehicle and the related industrial sector is of great significance for China to achieve its net-zero carbon economy goal by 2060. The project has three components: (1) development of new policies, standards, regulations, and an information platform to promote green hydrogen integrated supply chain and demonstration of application; (2) multi-field application of green hydrogen including green hydrogen production and utilization for heavy duty trucks and in the related industrial sector; (3) capacity building; and (4) knowledge dissemination and international cooperation and communication. In its lifetime, the project will mitigate 147 million tonnes of CO₂. It will also directly benefit at least 50,000 females and males in terms of green job creation and local air pollution reduction.

Chemicals and Waste

117. **Regional: Africa, Egypt, Ethiopia, Kenya, Nigeria, South Africa.** *Fortifying Infrastructure for Responsible Extinguishments (FIRE):* (GEF ID: 11110). Agency UNEP; GEF project financing: \$10,000,000; Co-financing: \$45,000,000. The project will endeavor to phase out and removal of the use of fluorinated firefighting foams at airports in Egypt, Ethiopia, Kenya, Nigeria, and South Africa. These foams contain per or polyfluorinated alkyl substances (PFAS) that are listed in either Annex A or B of the Stockholm Convention as well as precursors that transform in the environment into listed chemicals. PFAS are colloquially known as 'forever chemicals' due to

their extreme resistance to degradation. Human exposure to PFAS is associated with several adverse health impacts including endocrine disruption and certain cancers. As part of the project, fluorinated foam inventories and phase out plans will be developed for each of the 5 project countries. Implementation of phaseout plans will be supported in at least 10 airports across 5 countries resulting in a total reduction of 4,118 tonnes of PFAS contaminated material which is approx. 1.4% of the core indicator target (9). Additionally, the project directly benefits to 10,000 people (11); and five LMEs with reduced pollution (5.2). Knowledge generated as part of project will form the basis of guidance documents that will be formally disseminated. This will be one of the first GEF-supported project in this thematic area.

118. Global: Sierra Leone, Tunisia, Türkiye, Uruguay. *Shifting to Zero Waste Against Pollution (SWAP) Initiative (GEF ID: 11211).* Agency UNDP; GEF project financing: \$26,700,000; Co-financing: \$216,691,545. The proposed Shifting to Zero Waste Against Pollution (SWAP) Initiative aims to reduce chemical pollution in the value chain, and wasting of resources in cities, by supporting pilot cities in emerging economies and Least Developed Countries towards a zero-waste vision in line with green chemistry, circular economy, and waste hierarchy principles for sustainable production and consumption. The comprehensive approach of the Initiative will be implemented in five cities: Freetown (Sierra Leone), Kocaeli (Türkiye), Montevideo (Uruguay), Tunis (Tunisia) and one additional city to be determined at the PPG stage. Through its key interventions the Initiative will positively contribute to decouple economic activities from waste generation, increase resource efficiency, prevent pollutions of the solid wastes and harmful chemicals to land, water, and air, and generate and sustainable global environment benefits for the reduction of hazardous chemicals, greenhouse gas emissions, and protection of human health and ecosystem. The SWAP Initiative will be very closely related and seeking synergy with the following GEF-8 Integrated Programs: Sustainable Cities, Supply Chain and Circular Solutions to Plastic Pollution. The SWAP Project will directly benefit 4,902,665 people (2,476,271 women; 2,426,394 men) and will evidence results in the following Global Environmental Benefits: 8.15 Mt CO₂e mitigated (0.4% of GEF-8 targets), 11,410 MT of POPs/Hg containing waste reduced (3.8% of GEF-8 targets) and 954,144 MT of plastic waste avoided; 1,320 gTEQ avoided (22% of GEF-8 targets).

119. Paraguay. Global Opportunities for the Long-Term Development of the Artisanal and Small-Scale Gold Mining Sector in Paraguay - planetGOLD Paraguay (GEF ID 11112). Agency: UNEP; GEF Project Financing: \$3,000,000; Co-financing: \$22,000,000. ASGM operations are highly concentrated in one area of the country, in the department of Guairá, where the use of mercury remains particularly high due to the inefficient practices and technologies used by miners. The objective of this project is to trigger a behavioral change in the ASGM sector in Paraguay. To achieve this, the project plans to apply a comprehensive approach in which the project's intervention will focus on four key factors to enable a responsible, mercury-free development of the ASGM sector in the country. Those elements are: 1) The promotion of formalization efforts in the national ASGM sector; 2) The reduction of barriers to access finance for ASGM miners and promotion of responsible gold supply chains; 3) The uptake of mercury-free gold processing technologies; and 4) The management of knowledge and communications created by the project to ensure upscaling at the national and international levels. The Global

Environmental Benefits expected will be the abatement of 2 metric tons of mercury, 64,000 hectares under improved land management and 2,000 people as direct beneficiaries.

120. **Eswatini.** *Reduced risks on human health & the environment through reduction of POPs & U-POPs in Eswatini* (GEF ID 11272) Agency: UNDP; GEF financing: \$4,935,000; co-financing: \$31,140,000. The project intends to ensure an integrated solid waste management towards zero waste and circular economy vision for Eswatini. It will focus on waste streams related to healthcare waste, E-waste and plastic waste and will help reduce pollution of chemicals and waste, improve health and livelihoods of general population and workers through a gender-responsive approach, and foster green growth through public and private partnership in the services of the waste management. To this end, in the healthcare sector the project will ensure upstream reduction of hazardous waste through better segregation and pilot green procurement of healthcare consumable and devices; and by replacing the practice of open burning or incineration in substandard incinerators with a network of non-combustion treatment systems, supported by a dedicated logistic. A circular economy approach will be taken in managing plastic packaging, electronics, appliances, and other consumer products. The project will scale up the successful experiences from UNDP accelerated lab and Small Grant Programme on behavior change to reduce the consumption of single use plastics (SUP) and increase recycling of packaging materials. It will also promote take-back program of electronics and appliances for recycling. The project will prevent the release of 48 g of PCDD/F per year and avoid 1,500 tons of residual plastic. 1,2 million people will directly benefit from the project implementation.

International Waters

121. **Regional. Bolivia, Brazil, Colombia, Ecuador, Guyana, Peru, Suriname, Venezuela.** *Towards a Better Understanding of the Amazon Aquifer Systems for its Protection and Sustainable Management* (GEF ID 11108). Agency: UNEP and IADB; GEF Project Financing: \$13,461,468; Co-Financing: \$131,236,473. The project aims to strengthen the governance of the Amazon Aquifer Systems (AAS) to enhance water security and ecosystem resilience in the Amazon region. To this end, the project will (i) assess, model and analyze the AAS to expand the current knowledge base and build a common understanding of the aquifer system among the basin riparians; (ii) strengthen institutional capacity and promote better coordination of AAS management at the regional, national and local levels; (iii) conduct a series of on-the-ground pilots that test and demonstrate scalable approaches to reduce stress on the AAS; and (iv) support the countries to jointly commit to a strategic agenda of identified priority actions and investments to protect and sustainably use the AAS. The project will place one shared water ecosystem under improved management (Amazon Basin). Through the pilot interventions, the project will place 3,950 ha of landscapes under improved practices and directly benefit 2,255 people. The substantial aquifer knowledge generated will contribute to good groundwater governance globally, through the IW:LEARN platform.

122. **Regional: Djibouti, Egypt, Eritrea, Jordan, Sudan, and Yemen** (GEF ID 11113). *Promoting sustainable fisheries management in the Red Sea Large Marine Ecosystem*

(*RedSeaFish project*). Agency: FAO; GEF project financing: \$6,192,694; Co-financing: \$40,300,000. The project will build unprecedented regional cooperation on fisheries management, which is currently lacking in the Red Sea. Specifically, the project will strengthen fisheries data and information systems for effective national and regional fisheries management; strengthen collaborative ecosystem approaches to fisheries management for key shared or priority fisheries in the Red Sea; improve national regulatory frameworks and institutional capacity to manage shared or priority Red Sea fishery stocks sustainably; and, improve knowledge and awareness to support sustainable fisheries in the region. The project will shift 17,454,800 marine habitat under improved practices to benefit biodiversity (excluding protected areas), create 1 shared water ecosystems under new cooperative management and move 21,450 metric tons of globally over-exploited fisheries to more sustainable levels with reduced impacts on threatened and protected marine species.

123. Regional. Eswatini, Mozambique, South Africa: *Strengthening integrated transboundary management of the Incomati and Maputo river basins* (GEF ID. 11180). Agency: UNDP; GEF project financing: \$7,105,936; Co-financing: 23,600,000. The project aims to strengthen integrated transboundary management of water and related natural resources of the adjacent Incomati and the Maputo river basins through enhancing linkages between terrestrial and coastal and marine ecosystems. This will be achieved through: i) strengthening regional governance frameworks for transboundary basin management, including forming cooperation arrangements between the river basin organization and the Lubombo Transfrontier Conservation Area as well as with coastal management institutions ; ii) facilitating a science-based, cross-sectoral basis for source-to-sea management; iii) supporting basin-wide and coastal zone strategic planning and investment mobilization; iv) piloting innovative integrated approaches for environmental security and inclusive livelihoods; and v) supporting effective knowledge generation and sharing across basins in the SADC region. The project interventions will contribute to the overall global targets to improve cooperative management of shared water ecosystems, conserving biodiversity, restoring degraded lands, managing coastal and marine ecosystems and building resilience.

124. Regional. Ecuador, Costa Rica, Colombia, and Panama. *Beyond 30x30: Securing resilience in the Eastern Tropical Pacific through enhanced transboundary cooperation* (GEF ID: 11267). Agency: CI; GEF Project Financing: \$14,378,899; Co-financing: \$53,383,037. The project aims to ensure the long-term resilience and conservation of at least 31,250,000 ha of the Eastern Tropical Pacific Marine Corridor area – Central ETP - by strengthening regional governance, coordinating blue economy investments and conservation efforts and securing regional connectivity and improved management. This will be accomplished by (1) strengthening CMAR governance and sustainability; (2) improving regional corridor management; (3) promoting a regional blue economy, and; (4) strengthening regional M&E, communications, knowledge management, and learning. It intends to strengthen the connectivity, protection, and management of at least 31,250,000 in the ETP, improve cooperative management in one shared water ecosystem, improve levels of over-exploited marine fisheries (TBD during PPG), and benefit at least 150,000 people (at least 30% women) from GEF-financed investment.

125. **Global: Costa Rica, Kenya and Vanuatu.** *Plastic Reduction in the Oceans: Sustaining and Enhancing Actions on Sea-based Sources (PRO-SEAS)*. (GEF ID: 11166). Agency: FAO; GEF project financing: \$7,105,936; Co-financing: \$49,151,264. The project will develop transformative, long-term solutions to reduce sea-based marine plastic litter (SBMPL) from the shipping and fishing sectors. The project will ensure efficient and environmentally sound SBMPL management systems are established that reduce the use of plastic items onboard, foster a shift from single-use to reusable plastic items aboard vessels, and improve waste collection and disposal practices at ports. The project has a global scope but will also engage with several countries to pilot activities, initially Costa Rica, Kenya and Vanuatu. The project will result in 6,000 metric tons of avoided residual plastic waste, 614,626 ha of marine habitat under improved practices to benefit biodiversity (excluding protected areas), three shared water ecosystems under improved cooperative management (Caribbean, Caribbean Sea, Pacific Central American, and Somali Current LMEs), 34,818 metric tonnes of globally over-exploited fisheries moved to more sustainable levels, and over 700,000 beneficiaries (over ½ women).

Land Degradation

126. **Haiti.** *Land degradation neutrality initiative in Southern Haiti* (GEF ID: 11238). Agency: FAO; GEF Project Financing: \$5,417,361; Co-financing: \$20,175,990. The project aims to promote sustainable land management (SLM) for the recovery and restoration of prioritized landscapes that sustain environmental services and food security. It will focus on four interrelated interventions to i) strengthen the enabling environment for LDN target setting at landscape level for continued transformation in prioritized basins; ii) demonstrate the LDN approach and promoting sustainable livelihoods through avoidance/ reduction of land degradation and restoration of ecosystems; iii) promote innovative incentive mechanisms to promote sustainable land management (SLM) for sustainable climate-resilient agricultural systems in order to achieve LDN iv) knowledge management and communication to support efforts to combat land degradation. The project is expected to restore 3,338ha of natural grass and woodland; bring 16,378 ha of productive landscapes under sustainable land management; avoid 1,254, 147 tCO₂e and directly benefit 7,713 persons.

Multi-focal Area Project

127. **Lebanon.** *Community-based Wildfire Risk Management in Lebanon's Vulnerable Landscapes* (GEF ID 11117). Agency: World Bank; GEF Project Financing: \$3,458,000; Co-financing: \$126,000,000. The proposed project will reduce wildfire risks in selected fire hotspots in Lebanon by improving sustainable forest landscape management. The project is designed to increase the forest area under sustainable community-based management while enhancing the responsiveness of forest guards and early responders to wildfire risks and actual fire occurrences. At the same time, the project would improve the enabling environment for supporting wildfire risk management investments, by addressing solutions to regulatory constraints and by providing gender-sensitive technical assistance to relevant stakeholder groups with a view to improve women and youth empowerment. The project will contribute to the implementation of Lebanon's National Forest Plan (NFP) 2015-2025 and the updated

National Forest Fire Management Strategy (2023), which are the main forestry policy instruments currently being used by the Ministry of Agriculture, the Ministry of Environment and the Disaster Risk Management Unit. The project will not only reduce wildfire risks but also enhance people's livelihoods and create job opportunities while delivering global environmental benefits such as 10,000 ha of forests under restoration; 12,638 ha under improved management with third-party certification for biodiversity benefits, and 5.8 million tCO₂e of GHG emissions mitigated, with 30,000 people (15,000 women and 15,000 men) directly benefitting from the investment.

128. **Georgia.** Transforming Policy and Investment through Improving Ecosystem Management and Restoration of Degraded Drylands of Dedoplistskaro Biosphere Reserve in Georgia to Generate Multiple Environmental and Socio-Economic Benefits (GEF ID 11141). Agency: UNEP; GEF Project Financing: \$3,552,970; Co-financing: \$24,875,000. The project has the objective to improve biodiversity conservation and sustainable management of ecosystems and restoration of degraded drylands of Dedoplistskaro Biosphere Reserve, which is part of the Caucasus Biodiversity Hotspot. The project is innovative and transformative by establishing the first biosphere reserves in Georgia and in the South Caucasus Region, which will demonstrate a new model of conservation and development that reconciles the protection of biodiversity with its sustainable use. The project will achieve by enhancing national legislation, policies and capacities for sustainable use of biodiversity in Georgia's biosphere reserves (Component 1); applying and demonstrating collaborative management of Dedoplistskaro BR (Component 2); and managing knowledge effectively (Component 3). The project will generate global environmental benefits by restoring 10,000 ha of land and ecosystems, improving practices on 20,000 ha of landscape (excluding protected areas), mitigating 1.7 million MtCO₂ greenhouse gas emissions, benefiting about 5,000 people (of which 53% are women).

129. **Honduras.** *Generating opportunities for livelihoods and biodiversity through participatory governance of natural resources and the economic diversification of the communities of the central forest corridor of Honduras* (GEF ID: 11213). Agency: FAO; GEF Project Financing: \$5,329,453; Co-financing: \$39,900,000. The project aims to address the degradation and fragmentation of Honduras' natural capital and improve the livelihoods of local communities in the productive landscapes of the Olancho Department, with a particular focus on areas that have been affected by unsustainable land use practices and natural disasters. The project will adopt a landscape approach to improve the integrated national and local governance of sustainable production and biodiversity conservation, promoting the adoption and scaling-up of nature-based solutions by smallholder farmers and the implementation of restoration activities in degraded areas through increased technical capacities, inter-agency coordination, and engagement of the private sector. The project will seek to demonstrate the benefits of mainstreaming biodiversity conservation in productive landscapes, providing tools, knowledge, and lessons at scale, replicable in other parts of the country. The project is expected to bring 1000 ha of land and ecosystems under restoration (including rangeland, pasture and forest), 162,000 ha of landscapes under improved management to benefit biodiversity, and at least around 1 Mt CO₂e of GHG emission mitigated. 26,400 women and men will directly benefit from the project.

130. **Mexico.** *Ecosystem restoration and sustainable livelihoods in the Biocultural Corridor of the Central West of Mexico (COBIOCOM)* (GEF ID: 11249). Agency: FAO; GEF Project Financing: \$8,932,420; Co-financing: \$51,156,135. The project objective is to rebuild ecological integrity and promote green recovery through integrated landscape management, improved multi-level governance and innovative financing in the COBIOCOM. The project is expected to reverse ecosystem loss, habitat fragmentation and degradation improving the provision of ecosystem services in both natural and productive landscapes. Measures for land restoration and management will contribute to biodiversity conservation and sustainable use, food and water security, improved livelihoods, jobs, and avoided conflicts and migration. The project will promote a large multistakeholder cooperation of local communities, federal and subnational governments, private sector companies willing to participate in sustainable value chains, local and regional NGOs, and research institutions, in order to guarantee their respective needs, challenges, knowledge, and opinion are considered as needed. Expected Global Environmental benefits include: 30,000 ha of terrestrial protected areas newly created, 40,000 ha of degraded agricultural lands under restoration (pasturelands and croplands); 110,000 ha of under restoration (forests, natural grass and woodlands); 120,000 ha of landscapes under sustainable land management in production systems; and 34.7 Mt CO₂e of GHG emission mitigated in the AFOLU sector. 150,000 women and men will benefit directly from the project.

131. **Regional: Angola, Namibia, South Africa.** *Mainstreaming Climate-Resilient Blue Economy in the Benguela Current Large Marine Ecosystem (BCLME) Region* (GEF ID: 11282). Agency: UNDP; GEF project financing: \$10,484,931; Co-financing: 25,000,000. This project aims to mainstream sustainable economies and resilient ecosystems within the BCLME and advance the implementation of the previously UNDP-GEF funded BCLME Strategic Action Program (2023-2033). This objective will be achieved by enhancing sustainable marine living and non-living resources and their value chains, by improving marine protected areas management, by promoting blue economy innovative and sustainable financing for positive ecosystem, social and economic impacts, and by enhancing climate resilience capacities of coastal communities. As a result, nearly 2 million hectares of marine protected areas will be under improved effectiveness, over 2 million hectares of other effective area-based conservation measures will be supported, 1 shared water ecosystem (BCLME) will be under improved cooperative management, 50,000 metric tonnes of globally over-exploited fisheries will be moved to more sustainable levels, and over 1,500 people will benefit (50% women).

132. **Panama.** *Strengthening ecological connectivity in natural and productive landscapes between the Amistad and Darien biomes* (GEF ID: 11209). Agency: UNDP; GEF Project Financing: \$6,585,388; Co-financing: \$42,800,000. The project aims to create an integrated system for conservation and sustainable management of natural resources, including biodiversity, in “the bridge” across the Amistad and Darien forests. This landscape as well as the Amistad and Darien biomes in Panama are facing biodiversity loss and fragmentation due to unsustainable land use practices and weak governance systems which is contributing to a decline in ecological connectivity between the two biomes and in the larger landscape. The project will adopt three main strategies to improve and sustain ecological connectivity between the Amistad and Darien biomes. The first will improve and strengthen policies, regulations, and institutions for

sustainable land management (SLM) and biodiversity conservation in forestry, agro-forestry, and tourism in the landscape that connects the Amistad and Darien biomes. The second promotes management and restoration of ecological connectivity corridors through applying circular economy principles in biodiversity-friendly businesses. The third component focuses on the establishment of partnerships, analysis and promotion of biodiversity-friendly businesses, and provision of low-value grants to support biodiversity-friendly enterprises. The project will help create or strengthen the management practices of biological corridors through the establishment and improved management of Other Effective Area-based Conservation Efforts (OECMs) through private reserves and/or conservation set-asides as well as IPLC conservation areas. The global environmental benefits of the project are: 1) 56,160 hectares of terrestrial protected areas under improved management; 2) 1,800 hectares of land and ecosystems under restoration; 3) 488,465 hectares of landscapes under improved management; 4) 62,861,024 tons of CO₂-eq emissions avoided. The project will benefit 12,542 people (6,549 men, 5,933 women).

Non-Grants Instrument

133. **Regional: Asia and Pacific.** *Natural Capital Fund (NCF): Investing in Nature-Positive Agri-Food Enterprises in Asia and the Pacific* (GEF ID: 11062) Agency: ADB; GEF Project financing: \$13,761,469; Co-financing: \$646,350,000. This ADB project will establish GEF as an anchor investor for a comprehensive fund that is focused on climate smart agriculture, food enterprises, and small holders. The Natural Capital Fund (NCF) is a >\$650 million catalytic natural capital blended finance fund designed to support the transformation of agri-food systems (increased productivity, enhanced resilience and reduced GHG emissions) that protect, restore, and sustainably use natural capital in ADB's Developing Member Countries. The NCF fills critical investment gaps by providing investment readiness support, and catalytic capital to de-risk investments and crowd-in commercial capital for agri-food systems and natural capital projects at various stages of the project cycle – that have clear transformational impact. The NCF creates opportunities for public and private sector investors to become fund contributors which will help test the feasibility of bringing a variety of investors together to foster nature-based solutions in the agri-food sector. The NCF will also test a variety of investment approaches, including debt, equity, and risk instruments, based on the sub-project needs. The NCF will also foster project preparation for small holders to create a pipeline of investable projects. With an estimated average return of 1.8% per annum, total reflows are estimated to be \$20 million. The project will restore 1.6 million ha of land and improved practices in 1 million ha of land with over 1,000 metric tons of chemical and agricultural plastics avoided. The project will benefit 300,000 people (51% female).

134. **Chile.** *Green Hydrogen Facility to Support a Green, Resilient and Inclusive Economic Development* (GEF ID: 11065). Agency: World Bank; GEF Project financing: \$13,761,469; Co-financing: \$450,000,000. The project will catalyze the early deployment of green hydrogen projects. The GEF non-grant resources will be used to establish a reserve account to provide risk sharing, leveraging an IBRD loan and attracting commercial lending. Partnering with a Chilean executing partner CORFO, this project will foster a financial environment for private sector

partners who would otherwise find the technology too risky. Two-thirds of co-financing is from the private sector. If successful, the project's financial structure should be replicable and scalable. Reflows from the GEF non-grant investment are expected to be at least \$13.7 million plus additional fees from the reserve account management less any defaults. The project is expected to support at least 10 green hydrogen sub-projects developed by private sponsors, leading to production of 16,000 tons of green hydrogen per year, and mitigating 2.3 million tCO₂e over an 18-year period. The project will benefit 8,500 people (15% female).

135. **Regional. LAC.** Yield Lab Opportunity Fund I: Accelerating technology and local innovation for sustainable and decarbonized food systems in Latin America and the Caribbean (GEF ID: 11066). Agency: IADB; GEF Project financing: \$6,000,000; Co-financing: \$44,000,000. The project will finance and mentor a portfolio of up to 30 early stage "Ag Tech" companies that will receive equity and specialized support of between \$175,000 and \$2 million. The executing partner, Yield Lab Latam, is an investment fund supporting early-stage startups working on intensive crops in Central America, Mexico, and the Caribbean as well as livestock, agriculture and aquaculture in South America and the Andean Region. The GEF investment will complement other Venture Capital Funds such as SP Ventures (GEF-7 blended finance project with IADB), which typically invest in later stages and target more developed start-ups, offering bigger ticket sizes. GEF funds will be invested as an equity partner, with an expected internal rate of return (IRR) ranging from 13-22%. GEF reflows are estimated to be \$13.6 million in the best case, less any defaults. The proposal is aligned well with the Food Systems IP (especially improved production and waste management across the value chain). Target countries also in the Food Systems IP include Argentina, Chile, Costa Rica, and Peru. The project aims to improve practices of 13.6 million ha of land, mitigating 12.6 million tCO₂e over 20 years and reducing over 5,000 metric tons of globally concerning chemicals. The project will benefit 270,000 people (30% female).

136. **India.** *Guarantee Mechanism for Renewable Biogas Initiative* (GEF ID: 11068). World Bank; GEF Project financing: \$13,761,468; Co-financing: \$705,000,000. Modeled after prior GEF/World Bank risk-sharing facility on energy efficiency with the Small Industries Development Bank of India (SIDBI), this project proposes a similar risk-sharing facility with SIDBI for bioenergy projects. For this project, the first loss tranche of the risk sharing facility (RSF) will be coming from the net income of the RSF, the GEF portion will be covering second loss as contingent liability, then a third loss will be covered by the \$150 million IBRD Guarantee. The GEF funding will be made available at a concessional rate of 10 bps which will decrease the burden of participating financial institutions and in turn the biogas plant developers. Reflows are estimated to be \$2.3 million in fees and principal considering the risky nature of the investments. If default rates are less than estimated, additional principal will be reflowed. This intervention is complemented by a technical assistance program from World Bank Energy Sector Management Assistance Program (ESMAP) to create an enabling environment by supporting policy and regulatory measures at the national and state levels and building institutional capacities. Phase I will help mobilize \$550 M of private sector financing through the commercial lenders for the development of up to 100 compressed bioenergy projects to replace fossil-fuel natural gas. The project will mitigate 11.6 million tCO₂e, restore 1 million ha

of land and improve practices on 4.5 million ha of land. The project will benefit 5,100 people (10% female).

Multi-Trust Fund

137. **Zambia.** *Climate-resilient ecosystem restoration and sustainable land management in the Central and Southern Provinces of Zambia* (GEF ID 11212); GEF Agency: FAO; GEF project financing: \$8,265,283 (LDCF) and \$3,544,809 (GEF Trust Fund); Co-financing: \$91,200,000. This multi-trust fund (MTF) project aims to enhance climate change adaptation in local communities, reduce land degradation and enhance biodiversity conservation through an integrated climate-resilient landscape management approach in the Central and Southern Provinces of Zambia. These regions are highly vulnerable to climate change induced frequent droughts and are also important biodiversity regions which are affected by deegrative practices in the recent years affecting the achievement of LDN targets of the country and threatening global biodiversity hotspots. The project aims to achieve its objective through- i) climate change adaptation approaches that reduce ecosystem degradation and strengthened biodiversity; ii) climate-resilient restoration of degraded landscapes; iii) climate-resilient natural resource-based livelihoods; and iv) monitoring, evaluation, learning and knowledge (MELK) for climate change adaptation and improved natural resource management. The project will ensure that agriculture and other natural resource-based livelihoods remain environmentally viable and climate resilient for the Zambian farmer, while at the same time contributing to reduced ecosystem degradation and enhanced biodiversity. The project proposes innovative activities including social cash transfers to incentivize natural resources management, alternative clean energy solutions to reduce pressure on wood fuel and support youth and local entrepreneurs involved in climate-resilient natural resource-based livelihoods and value chains. The project will support adaptation of 180,000 people with 50% being women, bring 200,000 hectares of land under improved practices and resilient management, 90,000 hectares of forest and forest land under restoration, and mitigation of 8.8 million tons of greenhouse gases.

138. **Djibouti.** *Sustainable management of water and rangeland resources for enhanced climate resilience of rural communities in Djibouti* (GEF ID 11284); GEF Agency: UNDP; GEF project financing: \$2,977,523 (GEF Trust Fund) and \$18,048,624 (LDCF); Co-financing: \$66,300,000. The project objective is to promote food, water, and livelihood security in the context of increasing intensity and occurrence of floods and droughts in Djibouti's Ali Sabieh, Dikhil, Tajdoura and Obock regions. The project aims to enhance the climate resilience of agropastoral rural communities in Djibouti to achieve food, water, and livelihood security by improving water access through water resource management, infrastructure development, improved institutional capacity and climate risk preparedness. To achieve sustainable livelihoods for the rural communities, the project plans to improve national and regional capacity for incorporating ecosystem-based adaptation (EbA) and integrate landscape management into national policies and plans. The project intends to address communities' need for improved water resources and land management by creating an enabling environment for gender-responsive early warning systems (EWS) and EbA at the community level to strengthen the capacity of the communities to respond to extreme climate events. Additionally,

the project also plans to create synergy with other initiatives relevant to water access and climate resilience in Djibouti. The project is expected to benefit 200,000 people (50 percent female), place 154,000 hectares of land under climate resilient management, adopt 10 new adaptation related policies/plans and frameworks, train 100,000 people (50 percent females) and engage 5 private sector enterprises in climate change adaptation and resilience actions. The project is also expected to contribute directly to the implementation of Djibouti's national adaptation priorities as identified in its Intended Nationally Determined Contributions and the National Adaptation Program of Action documents.

Small Grants Program

139. **Global.** *Eighth Operational Phase of the GEF Small Grants Programme* (GEFID: 11285). Agency: UNDP; GEF project financing \$126,186,603; Co-financing: \$126,187,000. Building on 30 years of experience implementing the Small Grants Program, empowering local civil society organizations (CSOs) and community-based organizations (CBOs) the project presented by UNDP, under the first of two planned tranches, corresponds with the Council endorsed SGP 2.0 Implementation Arrangements including the expected project financing amount (SGP Core \$67.5M and STAR allocations) and ceilings to non-grant activities. The project aims to deliver technical and grant assistance to local CSOs and CBOs for interventions that enhance wellbeing and socioeconomic conditions and generate global environmental benefits by engaging them under landscape-seascape approaches and providing access to knowledge sharing and information, training and skills development. Aligned with the SGP 2.0 key features and with a strong focus on innovation, scaling up and social inclusion (including women, Indigenous Peoples, and youth as well elderly and peoples with disabilities), tranche one of the SGP OP8 targets 99 countries with the following expected results: 225,000 ha of land and ecosystems under restoration, 3,800,000 ha of landscapes under improved practices, 90,000 ha of marine protected areas under improved management, 270,000 ha of marine habitat under improved practices, and 500,000 direct beneficiaries, of whom 250,000 are women.

Non-Expedited Enabling Activities

140. **Global** (Azerbaijan, Bahrain, Cook Islands, Eritrea, Ghana, Mali, Micronesia, Mongolia, Morocco, Peru, Philippines, Senegal, Sierra Leone, Tunisia, Venezuela, Cote d'Ivoire, Thailand). *Technology Needs Assessment Phase V Project* (GEF ID11099). Agency: UNEP; GEF Project Financing: \$5,100,000; Co-financing: N/A. This enabling activity aims at providing targeted financial and technical support to prepare new or updated/improved Technology Needs Assessments (TNAs), including Technology Action Plans (TAPs), for prioritized technologies that reduce GHG emissions, support adaptation to climate change, and are consistent with Nationally Determined Contributions (NDCs) and national sustainable development objectives. The TNA process in each country will: (i) enhance the understanding of the potential of relevant technologies in each national context, the inhibiting factors and their market and implementation characteristics, and how they can fit into the national policy and development context; (ii) facilitate technology action planning; and (iii) pave the way for increased technology deployment. The TNA Phase V builds on previous phases and will provide

greater linkage to recent additions to the climate change architecture, especially NDCs, Net Zero and Long-Term Strategies.

141. **Global** (Albania, Armenia, Azerbaijan, Bangladesh, Benin, Botswana, Burkina Faso, Burundi, Cabo Verde, Cameroon, Central African Republic, Chad, Comoros, Congo, Congo DR, Cook Islands, Djibouti, Equatorial Guinea, Eritrea, Eswatini, Gambia, Georgia, Ghana, Guinea, Guinea-Bissau, Kenya, Kiribati, Lesotho, Liberia, Madagascar, Malawi, Mali, Marshall Islands, Moldova, Montenegro, Mozambique, Niger, Nigeria, Niue, Palau, Rwanda, Sao Tome and Principe, Senegal, Sierra Leone, Solomon Islands, South Africa, South Sudan, Sudan, Tanzania, Togo, Tonga, Türkiye, Tuvalu, Vanuatu, Zambia, Angola, Bosnia-Herzegovina, Cote d'Ivoire, Ethiopia, Fiji, Gabon, Micronesia, Namibia, Nauru, Nicaragua, North Macedonia, Qatar, Serbia, Uganda, Zimbabwe). *Umbrella Programme to Support NBSAP Update and the 7th National Reports* (GEF ID: 11281). Agency: UNEP; GEF Project Financing: \$36,435,000

142. **Global** (Algeria, Antigua and Barbuda, Argentina, Bahrain, Belize, Bhutan, Bolivia, Brazil, Cambodia, Chile, China, Colombia, Costa Rica, Cuba, Dominica, Dominican Republic, Ecuador, El Salvador, Guyana, Haiti, Iraq, Jamaica, Jordan, Lao PDR, Malaysia, Maldives, Mauritius, Mexico, Mongolia, Morocco, Panama, Papua New Guinea, Paraguay, Peru, Philippines, Saint Lucia, Samoa, Seychelles, Somalia, Sri Lanka, St Vincent & Grenadines, St. Kitts and Nevis, Suriname, Tajikistan, Thailand, Timor Leste, Trinidad & Tobago, Tunisia, Turkmenistan, Ukraine, Uruguay, Uzbekistan, Venezuela). *Umbrella Programme to Support NBSAP Update and the 7th National Reports* (GEF ID: 11286). Agency: UNDP; GEF Project Financing: \$28,400,000.

143. These two umbrella programs are part of the GEF-8 Enabling Activities and will support the revision of the National Biodiversity Strategy and Action Plans (NBSAPs) and the production of the 7th National Report. Each program has three components:

- Component 1. Updating the NBSAP: This component includes revising and updating the existing NBSAP to align with the KMGBF. This will build on the work started under the GEF-7 Global Biodiversity Framework Early Action Support (EAS) project and is complementary to it.
- Component 2. National Reporting: This component includes taking stock of progress implementing the CBD through National Reports to the CBD.
- Component 3: Global knowledge exchange and technical support: This component includes global knowledge support and exchange to all parties.

144. The program will have two main outputs per country: National Biodiversity Strategy Action Plan (revised) and the CBD National Report.

THE CONTRIBUTION OF THE IPs TO THE KUNMING-MONTREAL GLOBAL BIODIVERSITY FRAMEWORK

Context

145. In the GEF-8 Programming Directions, the Integrated Programs noted their potential contributions to the implementation of the Kunming-Montreal Global Biodiversity Framework (KMGBF). This section of the work program cover note provides a summary presentation of these contributions based on the child project contributions. *It is important to note that the actual outcome indicators measured through the core indicators may change once the child projects are presented for CEO endorsement.*

146. Each IP will make contributions to the achievement of Targets 20 (capacity building) and 21 (data/information/knowledge management) and while not specifically measured by the GEF TF core indicators, most if not all child projects and each IP's global coordination project embed support to these targets as relevant to achieve higher level program and project goals and objectives. Similarly, Targets 22 and 23 refer to the way the KMGBF is implemented at national level with Target 22 focusing on equitable, inclusive, and gender-responsive participation and Target 23 focusing on gender equality. GEF's policy framework on IPLCs and gender ensures that all GEF investments under the GEF TF will be contributing to these targets.

147. Collectively, many of the IPs that are contributing to area-based conservation/sustainable use/biodiversity mainstreaming and alignment of policies supporting biodiversity conservation and sustainable use will produce biodiversity outcomes at scale which will all contribute to the achievement of Target 11 (Restore and enhance ecosystem function).

148. Table 10 present a summary of the contributions of each IP to the 23 KMGBF Targets indicating a fairly broad advancing of the Targets with the GEF-8 TF Integrated Programs.

149. The following section also describes the KMGBF links of each Integrated Program in a more detailed manner.

Table 10. Mapping of Kunming-Montreal Global Biodiversity Framework Action Targets to the Integrated Programs

Integrated Programs	Kunming-Montreal Global Biodiversity Framework 23 Targets ¹⁶																						
	1	2	3	4	5	6	7	8	9	10	11	12	13	14	15	16	17	18	19	20	21	22	23
Ecosystem Restoration	X	X						X		X	X			X	X					X	X	X	X
Blue and Green Islands		X	X				X	X		X	X			X					X	X	X	X	X
Net-Zero Nature-Positive Accelerator		X	X					X		X	X			X				X	X	X	X	X	X
Circular Solutions to Plastic Pollution							X	X		X	X			X	X	X		X		X	X	X	X
Eliminating Hazardous Chemicals from Supply Chains							X	X		X	X			X	X				X	X	X	X	X
Amazon, Congo, and Critical Forest Biomes	X	X	X		X			X	X	X	X		X	X	X			X	X	X	X	X	X

¹⁶ This table depicts the direct contributions of these IPs to the achievement of the 23 Targets of KMGBF. The IPs in this work program cover almost all the 23 targets of the GBF apart from Targets 4, 6, 12, and 17. While some of the IPs make indirect contributions towards Target 4 through area-based conservation and sustainable use investments, the Wildlife Conservation for Development IP to be submitted at a future work program will contribute directly towards achievement of this Target. Target 6 is not directly addressed by any IP although the Blue Green Islands IP may make indirect contributions. The Sustainable Cities IP to be submitted at a future work program may make contributions to Target 12. Target 17 on biosafety is also not addressed through these IPs, however, the Food Systems IP to be submitted to a future work program may make contributions to this target.

Ecosystem Restoration IP

150. The objective of the Ecosystem Restoration IP is to generate multiple durable global environmental and socioeconomic benefits by applying integrated and innovative approaches to restore degraded ecosystems. The IP aims to achieve the following outcomes which contribute to the KMGBF:

- 2,228,334 ha. of land and ecosystems under restoration: Target 2
- 7,698,005 ha. of landscapes under improved practices to benefit biodiversity: Target 10
- 132,083,839 metric tons (direct) and 924,631 metric tons (indirect) of GHG emissions mitigated (mtCO₂ e): Target 8 and Target 11
- One shared water freshwater ecosystems under improved management: Target 1 and Target 10
- 1,824,397.00 people benefitting from GEF finance investments benefitted (896,788 women and 927,609 men): Target 22 and Target 23.

151. In addition, the IP will make contributions to advance policy coherence with regards to ecosystem restoration at the national level through policy changes to overcome restoration barriers and/or disincentives to enable more private sector participation (Targets 14 and 15). The IP will also support integrated, spatially analyzed plans supporting the restoration of targeted ecosystems (Target 1).

Blue and Green Islands IP

152. The objective of the Blue and Green Islands IP is to facilitate nature-positive development and reduce ecosystem degradation in SIDS by valuing nature and applying NbS with specific application to the food, tourism, and urban sectors. The IP aims to achieve the following outcomes which contribute to the KMGBF:

- 20,057 ha. of new terrestrial protected areas created: Target 3
- 1,453,483 ha. of new marine protected areas created: Target 3
- 243,712 ha. of terrestrial protected areas under improved management: Target 3
- 2,284,348 ha. of marine protected areas under improved management: Target 3
- 77,356 ha. of land and ecosystems under restoration: Target 2
- 178,540 ha of landscapes under improved practices to benefit biodiversity: Target 10
- 398,005 ha. of marine habitat under improved practices: Target 10
- 2 fisheries under third-party certification incorporating biodiversity considerations: Target 10

- 51,324,458 metric tons (direct) and 892,793 metric tons (indirect) of GHG emissions mitigated (mtCO₂ e): Target 8 and Target 11
- Two (2) shared water systems under improved management: Target 10
- 237,019 metric tons of globally over-exploited marine fisheries moved to more sustainable levels: Target 10
- 2,701 metric tons of chemicals of global concern and their waste reduced: Target 7
- 734,422 people benefitting from GEF finance investments benefitted (351,024 women and 383,398): Target 22 and Target 23.

153. In addition, the IP aims to advance policy coherence through strengthening capacity to incorporate the value of nature into key economic sectors at the national level including in sectoral planning (Target 14); as well as national finance planning and domestic resource mobilization (Target 19).

Net-Zero Nature-Positive Accelerator IP

154. The objective of the Net-Zero Nature-Positive Accelerator IP is to strengthen institutions and catalyze investments for accelerated nature-positive, net-zero pathways. The IP aims to achieve the following outcomes which contribute to the KMGBF:

- 346,956 ha. of land and ecosystems under restoration: Target 2
- 645,600 ha. of landscapes under improved practices to benefit biodiversity: Target 10
- 29,029,617 (direct) and 45,704,117 (indirect) metric tons of GHG emissions mitigated (mtCO₂ e): Target 8 and Target 11
- 1,917,354 people benefitting from GEF finance investments benefitted (952,154 women and 965,200 men): Target 22 and Target 23.

155. While these numerical targets may appear modest, the IP has its greatest potential to contribute to the implementation of the KMGBF through its focus on strengthening the institutional, regulatory, fiscal, and financial environment to allow for implementation of NZNP strategies while aligning national budgets with national development and environmental sustainability objectives. This could have significant knock-on effects towards more robust implementation of the Targets listed above and greater long-term contributions to their achievement as well as potential contributions to Targets 3, 8, 14, 18 and 19.

Circular Solutions to Plastic Pollution IP

156. The objective of the Circular Solutions to Plastic Pollution IP is to transition towards a circular economy of plastics in the food and beverage sector to prevent plastic pollution. The IP

aims to achieve the following outcomes which contribute to the KMGBF:¹⁷

- 6,033,020 (indirect) metric tons of GHG emissions mitigated (mtCO₂ e): Target 8 and Target 11
- One (1) shared water system under improved management: Target 10
- 1,538,486 metric tons avoided residual plastic waste: Target 7 and Target 16
- 41,960 people benefitting from GEF finance investments benefitted (21,400 women and 20,560 men): Target 22 and Target 23.

157. In addition, the IP aims to advance policy coherence through development of national regulatory and policy frameworks for circular economy of plastics (Target 14). In addition, through engagement with the food and beverage sector, the IP aims to help businesses be more transparent on biodiversity impacts and promote sustainable consumption patterns (Target 15). The IP places a strong emphasis on supporting upstream activities around consumption and waste reduction (Target 16). Finally, the IP will help create the enabling policy environment for circular solutions by establishing regulations and incentives that foster circular economy best practices for the plastic industry while strengthening coherence across government agencies to ensure plastic pollution reducing measures are not negated by contradictory policies (Target 18).

Eliminating Hazardous Chemicals from Supply Chains IP

158. The objective of the Eliminating Hazardous Chemicals from Supply Chains IP is to transition fashion and construction supply chains toward “green by design” approaches and strengthen the enabling environment necessary to support this transformation. The IP aims to achieve the following outcomes which contribute to the KMGBF:

- 62,520 ha. of landscapes under improved practices to benefit biodiversity: Target 10
- 2,620,627 (direct) and 5,291,189 (indirect) metric tons of GHG emissions mitigated (mtCO₂ e): Target 8 and Target 11
- 34,589 metric tons of chemicals of global concern and their waste reduced: Target 7
- 107.16 grams of toxic equivalent of persistent organic pollutants to air reduced: Target 7
- 1,528,866 people benefitting from GEF finance investments benefitted (859,380 women and 699,486 men): Target 22 and Target 23.

¹⁷ For the estimation of the targets for the core indicators a high-level methodology and calculator was applied to estimate the contributions for the entire Program, including its national child projects. This is based on a top-down approach for fast-track estimation due to lack of intervention details presented in the concept note of national child projects. A more detailed and elaborated methodology and calculator will be developed during the PPG phase.

159. In addition, within each child project the program aims to leverage finance to support sustainable supply chains or influence financial flows, procurement, subsidies and incentives (Target 19). The IP aims to strengthen the regulatory environment for the creation and scale-up of markets for innovative products as well as the accompanying economic and fiscal policy, subsidy reforms and import regulations (Target 14). Finally, the IP will monitor through its program level indicators the legal, administrative or policy measures instated that encourage and enable business, and ensure that large and transnational companies and financial institutions, monitor, assess and disclose risk and dependencies on biodiversity; provide information to promote sustainable consumption and ensure sustainable consumption patterns (Target 15).

Guinean Forests Critical Forest Biome IP

160. The objective of the Guinean Forests IP is to protect and improve the effective governance of the Guinean Forests in order to maximize global environmental benefits, contribute to the health of the planet and flow of vital ecosystem services that underpin human well-being. The IP aims to achieve the following outcomes which contribute to the KMGBF:

- 347,875 ha. of new terrestrial protected areas created: Target 3
- 433,514 ha. of terrestrial protected areas under improved management: Target 3
- 24,433 ha. of land and ecosystems under restoration: Target 2
- 257,308 ha. of landscapes under improved practices to benefit biodiversity: Target 5, Target 9 and Target 10
- 3,500,000 metric tons (direct) and 3,500,000 metric tons (indirect) of GHG emissions mitigated (metric ton of CO₂e): Target 8 and Target 11
- 85,667 people benefitting from GEF finance investments benefitted (42,290 women and 43,377): Target 22 and Target 23.

161. The IP will also support the development of integrated, participatory land-use and spatial plans and update the necessary data and information to do so effectively (Target 1). In addition, the IP aims to improve the policy framework and enabling conditions for forest conservation and management including addressing incentives and subsidies harmful to biodiversity (Target 14 and Target 18). Finally, a key outcome of the program will be the development of sustainable financing strategies for protected areas management and forest conservation (Target 19).

Indo-Malaya Critical Forest Biome IP

162. The objective of the Indo-Malaya IP is the integrity of globally important primary forests of Indo-Malaya is maintained to maximize multiple global environment benefits related to carbon and biodiversity, as well as human well-being. The IP aims to achieve the following outcomes which contribute to the KMGBF:

- 865,335 ha. of new terrestrial protected areas created: Target 3
- 2,316,723 ha. of terrestrial protected areas under improved management: Target 3
- 8,500 ha. of land and ecosystems under restoration: Target 2
- 7,120,000 ha. of landscapes under improved practices to benefit biodiversity: Target 5, Target 9 and Target 10
- 217,224,041 metric tons (direct) of GHG emissions mitigated (metric ton of CO₂e): Target 8 and Target 11
- 13,400 people benefitting from GEF finance investments benefitted (7,200 women and 6,200 men): Target 22 and Target 23.

163. The IP will also support the development and strengthening of the enabling environment for forest conservation at multiple scales (Target 14 and Target 18). In addition, sustainable financing strategies for protected areas management and forest conservation will be developed (Target 19).

Mesoamerica Critical Forest Biome IP

164. The objective of the Mesoamerica IP is to conserve Mesoamerica primary forests through strengthened governance, protection, restoration, regional cooperation, and the mobilization of stable long-term funding, ensuring a sustainable flow of ecosystem services for people and planet. The IP aims to achieve the following outcomes which contribute to the KMGBF:

- 5,329,143 ha. of terrestrial protected areas under improved management: Target 3
- 63,600 ha. of land and ecosystems under restoration: Target 2
- 178,382 ha. of landscapes under improved practices to benefit biodiversity: Target 5, Target 9 and Target 10
- One (1) shared water system under improved management: Target 10
- 81,294,163 metric tons (direct) and 2,678,551 metric tons (indirect) of GHG emissions mitigated (metric ton of CO₂e): Target 8 and Target 11
- 182,350 people benefitting from GEF finance investments benefitted (82,210 women and 100,230 men): Target 22 and Target 23.

165. The IP will provide technical assistance and support participatory processes to review, update or develop instruments that foster the protection and conservation of primary forests using intersectoral processes to encourage policy coherence. These instruments will include, among other, land use plans, forest harvesting regulations, policies and regulations for granting mining concessions, indigenous peoples life plans, procedures for consultations with indigenous peoples. (Target 1, Target 14, and Target 18). In addition, the IP aims to mobilize investments from a range of sources to support long-term primary forest conservation and sustainable use.

(Target 19)

Congo Critical Forest Biome IP

166. The objective of the Congo IP is to improve the conservation and effective governance of critical landscapes in the Congo Basin Forest Biome. The IP aims to achieve the following outcomes which contribute to the KMGBF:

- 12,384 ha. of terrestrial protected areas created: Target 3
- 1,044,410 ha. of terrestrial protected areas under improved management: Target 3
- 917 ha. of marine protected areas created: Target 3
- 99,423 ha. of land and ecosystems under restoration: Target 2
- 2,102,608 ha. of landscapes under improved practices to benefit biodiversity: Target 5, Target 9 and Target 10
- One (1) shared water system under improved management: Target 10
- 111,719,431 metric tons (direct) of GHG emissions mitigated (metric ton of CO₂e): Target 8 and Target 11
- 207,000 people benefitting from GEF finance investments benefitted (106,000 women and 101,000 men): Target 22 and Target 23.

167. The IP will also strengthen policies and regulatory frameworks that enhance conservation, forest carbon sequestration and effective forest governance in critical landscapes including addressing subsidies to forest-impacting sectors that are harmful to biodiversity (Target 14 and Target 18). Finally, the IP will mobilize additional resources to sustain conservation and forest carbon sequestration efforts in the Congo Basin, including through partnerships with the private sector (Target 19).

Amazon Sustainable Landscapes IP

168. The objective of the Amazon Sustainable Landscapes Program's third phase (ASL3) is to improve regional collaboration and national investments towards integrated landscape conservation and sustainable management in targeted areas, including primary forests, in the Amazon region. The IP aims to achieve the following outcomes which contribute to the KMGBF:

- 78,000 ha. of terrestrial protected areas created: Target 3
- 34,216,645 ha. of terrestrial protected areas under improved management: Target 3
- 103,800 ha. of land and ecosystems under restoration: Target 2
- 11,463,723 ha. of landscapes under improved practices to benefit biodiversity: Target 5, Target 9 and Target 10

- 74,596,352 metric tons (direct) of GHG emissions mitigated (metric ton of CO₂e): Target 8 and Target 11
- 393,517 people benefitting from GEF finance investments benefitted (198,963 women and 194,554 men): Target 22 and Target 23.

169. The IP will strengthen governance to improve land-use planning and secure landscape connectivity (Target 1). In addition, the IP will support improvement and/or implementation of policy, regulatory and institutional frameworks, agreements and tools for conservation, sustainable natural resource use, and combatting illegal activities (Target 13 and Target 14). ASL 3 will continue its previous focus on mainstreaming environmental concerns into economic sectors which currently lead to land clearing and forest degradation (cattle ranching, agriculture, extractive industries, infrastructure development), including incorporating participatory watershed management, biodiversity conservation and sustainable use principles into policies, land use planning, guidelines and/or instruments which engage the private sector as well as the financial sector (Target 14, Target 15, and Target 18). Finally, the IP will mobilize additional resources through support to the design/strengthening of long-term financing mechanisms, which align and maximize the synergies between both public and private sectors (e.g., conservation trust funds, forest resilience bonds, Payment for Ecosystem Services (PES), forest certification schemes, etc.) (Target 19).

SELECTION OF LEAD AGENCY FOR THE CLEAN AND HEALTHY OCEAN IP

170. Following on the Council Decision in December 2022 on the document GEF/C.63/07, Report on Lead Agency Selection for the Integrated Programs, the GEF Secretariat facilitated a process for selection of Lead Agency to lead the Clean and Healthy Ocean IP. The selection process involved three main steps: i) issuance of call for proposals to agencies, ii) assessment of submitted proposals and recommendations by designated committees, and iii) final selection by the GEF Secretariat leadership. The call for proposal was issued in mid-April with month long period, during which consultation was held for the agencies. At end of the period, three proposals were received as follows:

1. FAO in a co-lead arrangement with ADB, CAF, and EBRD
2. UNDP in a co-lead arrangement with UNIDO
3. World Bank as single lead

171. The review committee from GEFSEC and STAP reviewed and evaluated the proposals following the same procedure used for other IPs. After deliberating on the strengths and weakness, the committee concluded that the FAO led proposal with ADB, CAF, and EBRD as co-lead agencies was seen as the strongest of the three proposals. The committee noted that the proposal presented a compelling scientifically sound case for the IP, with an innovative partnership that leverages each agencies comparative advantages to maximum impact at both global and national levels. On the other hand, the committee noted that despite their institutional strengths and capabilities, the World Bank and UNDP-UNIDO proposals lacked certain elements to demonstrate the added value of the integrated approach to programming.

For example, the World Bank proposal had a strong scientific basis and integrated vision looking at economic benefits across sectors but was focused solely on World Bank activities and lacked a strong argument for building a partnership with other global partners, including GEF agencies. Similarly, the UNDP-UNIDO proposal had a strong vision for the global program coordination and good identification for country incentives to participate in addressing the IP's priorities but relied too heavily on GEF International Waters approaches rather than demonstrating the added value of the integrated approach.

172. The GEF Secretariat considered the committee recommendation of FAO in a co-lead arrangement with ADB, CAF, and EBRD and accepted it as appropriate for the Clean and Healthy Ocean IP. The co-lead arrangement will create opportunity to connect FAO's global and regional partnerships with the strengths of the regional MDBs to yield program-level results that are greater than what each individual organization would achieve on its own. ADB brings an exceptionally strong investment portfolio across Asia and Pacific SIDS and related technical assistance financing facilities on natural capital, wastewater management, and climate resilience. Similarly, CAF brings a strong set of initiatives and experience in Latin America and Caribbean SIDS, including its recently announced \$1.25 billion Marine Conservation and Sustainable Blue Economy Fund that will address coastal zone pollution among other issues. With a strong baseline of support in 40 countries on three continents, including the Blue Mediterranean Partnership, EBRD brings a wealth of expertise stemming from over \$7 billion invested in wastewater infrastructural improvements since 1991. The program will also benefit from the close national relationships each regional MDBs has with its member countries, especially including ministries of finance, energy, and development. This will be significantly strengthened with multiple FAO global initiatives, including industry platforms and partnerships within the UN and academia, as well as regional and national activities, including an active portfolio of GEF investments addressing land-based sources of pollution and protecting multiple Large Marine Ecosystems.

173. A report of the selection process is presented in ANNEX B of the Work Program Cover Note. With Council endorsement of the selected lead agency, the GEF Secretariat will proceed with the next steps for programming the IP.

SUMMARY OF PFDs AND STAND-ALONE PIFs IN THE JUNE 2023 WORK PROGRAM

Integrated Programs

1. **Regional (El Salvador, Guatemala, Honduras, Mexico, Nicaragua, Panama).** Mesoamerica Critical Forest Biome Integrated Program (GEFID: 11273). Agency: FAO, IUCN; GEF Project Financing: \$58,147,493; Co-financing: \$438,166,265.
2. **Global (Belize, Cabo Verde, Comoros, Cuba, Maldives, Mauritius, Micronesia, Palau, Papua New Guinea, Samoa, Seychelles, St. Lucia, Timor Leste, Trinidad and Tobago, Vanuatu).** Blue and Green Island Integrated Programme. (GEFID: 11250). Agency: FAO, WWF-US, IUCN, UNDP, World Bank, UNEP. GEF Project Financing: \$121,183,945; Co-financing: \$733,790,102.
3. **Regional (Angola, Cameroon, Central African Republic, Congo DR, Equatorial Guinea, Sao Tome and Principe).** Congo Critical Forest Biome Integrated Program. (GEFID: 11241) Agency: IFAD, CI, IUCN, UNEP. GEF Project Financing: \$56,259,439. Co-financing: \$428,640,177.
4. **Regional (Bolivia, Brazil, Colombia, Ecuador, Peru, Suriname, Venezuela).** Amazon Sustainable Landscapes Program Phase 3. (GEFID: 11198) Agency: WWF-US, CI, World Bank, FAO, UNDP. GEF Project Financing: \$88,644,185. Co-financing: \$557,827,180.
5. **Global (Brazil, Burkina Faso, Cambodia, Cook Islands, Costa Rica, Dominican Republic, India, Jordan, Lao PDR, Morocco, Nigeria, Peru, Philippines, Senegal, South Africa).** Circular Solutions to Plastic Pollution. (GEFID: 11181) Agency: WWF-US, UNIDO, UNEP, UNDP. GEF Project Financing: \$96,280,581. Co-financing: \$595,778,545.
6. **Global (Cambodia, Cambodia, Costa Rica, Costa Rica, Ecuador, Ecuador, India, India, Mongolia, Mongolia, Pakistan, Pakistan, Peru, Peru, Trinidad and Tobago, Trinidad and Tobago).** Eliminating hazardous chemicals from supply chains. (GEFID: 11169). Agency: FAO, UNEP, UNDP, UNIDO. GEF Project Financing: \$45,674,998. Co-financing: \$295,245,000.
7. **Regional (Guinea, Liberia, Sierra Leone).** Guinean Forests (GEF-8 Amazon, Congo and Critical Forest Biomes Integrated Program). (GEFID: 11142) Agency: FAO, CI, IUCN. GEF Project Financing: \$20,077,828. Co-financing: \$59,664,406.
8. **Global (Angola, Brazil, Cambodia, Chad, Congo DR, Cote d'Ivoire, Haiti, Madagascar, Mali, Mauritania, Mexico, Mozambique, Nepal, Peru, Rwanda, Sao Tome and Principe, Sierra Leone, South Africa, Uzbekistan, Viet Nam).** Ecosystem Restoration. (GEFID: 11118) Agency: UNDP, CI, IFAD, UNEP, World Bank, FAO, IUCN. GEF Project Financing: \$183,859,244. Co-financing: \$1,627,501,995.

9. **Regional (Lao PDR, Papua New Guinea, Thailand).** Indo-Malaya Critical Forest Biome Integrated Program. (GEFID: 11102). Agency: FAO, IUCN, UNDP. GEF Project Financing: \$38,216,208. Co-financing: \$185,597,817.
10. **Global (Chile, Costa Rica, Cote d'Ivoire, Indonesia, Mauritius, Mexico, Morocco, Nigeria, Tanzania, Thailand, Trinidad and Tobago, Viet Nam).** Net-Zero Nature-Positive Accelerator Integrated Programme. (GEFID: 11085). Agency: UNIDO, ADB, UNDP, UNEP, CAF, FAO. GEF Project Financing: \$98,678,187. Co-financing: \$695,182,970.

Other Programs

11. **Global.** Global Programme to Support Countries to Upscale Integrated Electric Mobility Systems (GEF ID 11074). Agency: UNEP, ADB, World Bank, EBRD; GEF Project Financing: \$22,257,385; Co-financing: \$129,356,667.

Non-Grants Instrument

12. **India.** Guarantee Mechanism for Renewable Biogas Initiative (GEF ID: 11068). World Bank; GEF Project financing: \$13,761,468; Co-financing: \$705,000,000.
13. **Regional.** LAC. Yield Lab Opportunity Fund I: Accelerating technology and local innovation for sustainable and decarbonized food systems in Latin America and the Caribbean (GEF ID: 11066). Agency: IADB; GEF Project financing: \$6,000,000; Co-financing: \$44,000,000.
14. **Chile.** Green Hydrogen Facility to Support a Green, Resilient and Inclusive Economic Development (GEF ID: 11065). Agency: World Bank; GEF Project financing: 13,761,469; Co-financing: \$450,000,000.
15. **Regional: Asia and Pacific.** Natural Capital Fund (NCF): Investing in Nature-Positive Agri-Food Enterprises in Asia and the Pacific (GEF ID: 11062) Agency: ADB; GEF Project financing: \$13,761,469; Co-financing: \$646,350,000.

Stand-Alone Full-sized Projects

Biodiversity

16. **Brazil.** Empowering Indigenous Peoples and Local Communities (IPLCs) to manage biodiversity data and information as a strategy to conserve their territories, safeguard traditional knowledge, and promote integrated biodiversity management (GEF ID: 11269). Agency: UNEP; GEF Project Financing: \$6,192,695; Co-financing: \$49,450,000.

17. **Brazil.** Biodiversity Wildlife Territories (GEF ID: 11268). Agency: FUNBIO; GEF Project Financing: \$16,872,477; Co-financing: \$51,000,000.
18. **Chile.** Strengthening inter-institutional coordination for the mainstreaming of biodiversity conservation in national, regional and local public policies in Chile (GEF ID: 11208). Agency: FAO; GEF Project Financing: \$3,776,941; Co-financing: 25,681,614.
19. **Venezuela.** Strengthening management to combat threats from Aquatic Invasive Alien Species in Venezuela (GEF ID: 11115). Agency: FAO; GEF Project Financing: \$6,000,000; Co-financing: \$35,940,000.

Climate Change

20. **China.** Green hydrogen energy integrated demonstration application project in China (GEF ID: 11271). Agency: UNIDO; GEF project financing: \$16,000,000; Co-financing: \$160,900,000.
21. **Argentina.** *Accelerating low-emission and resilient community energy in Argentina.* (GEF ID: 11073). Agency: UNEP; GEF Project Financing: \$4,701,497; Co-financing: \$32,000,000.
22. **Brazil.** Promoting zero-emission buildings in Brazil through climate technologies and policies (EDinova) (GEF ID11072). Agency: UNEP; GEF Project Financing: \$9,167,443; Co-financing: \$66,657,355.
23. **Chile.** *Supporting the shift to a low-emission, circular construction in Chile.* (GEF ID: 11071). Agency: UNEP; GEF Project Financing: \$2,963,699; Co-financing: \$20,200,000.

Land Degradation

24. **Haiti.** Land degradation neutrality initiative in Southern Haiti (GEF ID: 11238). Agency: FAO; GEF Project Financing: \$5,417,361.00; Co-financing: \$20,175,990.00.

Chemicals and Waste

25. **Eswatini.** Reduced risks on human health & the environment through reduction of POPs & U-POPs in Eswatini (GEF ID: 11272) Agency: UNDP; GEF project financing: \$4,935,000; co-financing: \$31,140,000.
26. **Global (Sierra Leone, Tunisia, Türkiye, Uruguay).** Shifting to Zero Waste Against Pollution (SWAP) Initiative (GEF ID: 11211). Agency UNDP; GEF project financing: \$26,700,000; Co-financing: \$216,691,545.

27. **Paraguay.** Global Opportunities for the Long-Term Development of the Artisanal and Small-Scale Gold Mining Sector in Paraguay - planetGOLD Paraguay (GEF ID 11112). Agency: UNEP; GEF Project Financing: \$3,000,000; Co-financing: \$22,000,000.
28. **Regional (Africa, Egypt, Ethiopia, Kenya, Nigeria, South Africa).** Fortifying Infrastructure for Responsible Extinguishments (FIRE): (GEF ID: 11110). Agency UNEP; GEF project financing: \$10,000,000; Co-financing: \$45,000,000.

International Waters

29. **Regional (Ecuador, Costa Rica, Colombia, and Panama).** Beyond 30x30: Securing resilience in the Eastern Tropical Pacific through enhanced transboundary cooperation (GEF ID: 11267). Agency: CI; GEF Project Financing: \$14,378,899; Co-financing: \$53,383,037.
30. **Regional (Eswatini, Mozambique, South Africa).** Strengthening integrated transboundary management of the Incomati and Maputo river basins (GEF ID. 11180). Agency: UNDP; GEF project financing: \$7,105,936; Co-financing: \$23,600,000.
31. **Global (Costa Rica, Kenya and Vanuatu).** Plastic Reduction in the Oceans: Sustaining and Enhancing Actions on Sea-based Sources (PRO-SEAS). (GEF ID: 11166). Agency: FAO; GEF project financing: \$7,105,936; Co-financing: \$49,151,264.
32. **Regional (Djibouti, Egypt, Eritrea, Jordan, Sudan, and Yemen).** Promoting sustainable fisheries management in the Red Sea Large Marine Ecosystem (RedSeaFish project). (GEF ID 11113). Agency: FAO; GEF project financing: \$6,192,694; Co-financing: \$40,300,000.
33. **Regional (Bolivia, Brazil, Colombia, Ecuador, Guyana, Peru, Suriname, Venezuela).** Towards a Better Understanding of the Amazon Aquifer Systems for its Protection and Sustainable Management (GEF ID 11108). Agency: UNEP and IADB; GEF Project Financing: \$13,461,468; Co-Financing: \$131,236,473.

Multi-focal Area Project

34. **Regional (Angola, Namibia, South Africa).** Mainstreaming Climate-Resilient Blue Economy in the Benguela Current Large Marine Ecosystem (BCLME) Region (GEF ID: 11282). Agency: UNDP; GEF project financing: \$10,484,931; Co-financing: \$25,000,000.
35. **Mexico.** Ecosystem restoration and sustainable livelihoods in the Biocultural Corridor of the Central West of Mexico (COBIOCOM) (GEF ID: 11249). Agency: FAO; GEF Project Financing: \$8,932,420; Co-financing: \$51,156,135.

36. **Honduras.** Generating opportunities for livelihoods and biodiversity through participatory governance of natural resources and the economic diversification of the communities of the central forest corridor of Honduras (GEF ID: 11213). Agency: FAO; GEF Project Financing: \$5,329,453; Co-financing: \$39,900,000.
37. **Panama.** Strengthening ecological connectivity in natural and productive landscapes between the Amistad and Darien biomes (GEF ID: 11209). Agency: UNDP; GEF Project Financing: \$6,585,388; Co-financing: \$42,800,000.
38. **Georgia.** Transforming Policy and Investment through Improving Ecosystem Management and Restoration of Degraded Drylands of Dedoplistskaro Biosphere Reserve in Georgia to Generate Multiple Environmental and Socio-Economic Benefits (GEF ID 11141). Agency: UNEP; GEF Project Financing: \$3,552,970; Co-financing: \$24,875,000.
39. **Lebanon.** Community-based Wildfire Risk Management in Lebanon's Vulnerable Landscapes (GEF ID 11117). Agency: World Bank; GEF Project Financing: \$3,458,000; Co-financing: \$126,000,000.

Multi-Trust Fund

40. **Djibouti.** Sustainable management of water and rangeland resources for enhanced climate resilience of rural communities in Djibouti (GEF ID 11284); GEF Agency: UNDP; GEF project financing: \$2,977,523 (GEF Trust Fund) and \$18,048,624 (LDCE); Co-financing: \$66,300,000.
41. **Zambia.** Climate-resilient ecosystem restoration and sustainable land management in the Central and Southern Provinces of Zambia (GEF ID 11212); GEF Agency: FAO; GEF project financing: \$8,265,283 (LDCE) and \$3,544,809 (GEF Trust Fund); Co-financing: \$91,200,000.

Small Grants Program

42. **Global.** Eighth Operational Phase of the GEF Small Grants Programme (GEFID: 11285). Agency: UNDP; GEF project financing \$126,186,603; Co-financing: \$126,187,000.

Non-Expedited Enabling Activities

43. **Global (Algeria, Antigua and Barbuda, Argentina, Bahrain, Belize, Bhutan, Bolivia, Brazil, Cambodia, Chile, China, Colombia, Costa Rica, Cuba, Dominica, Dominican Republic, Ecuador, El Salvador, Guyana, Haiti, Iraq, Jamaica, Jordan, Lao PDR, Malaysia, Maldives, Mauritius, Mexico, Mongolia, Morocco, Panama, Papua New Guinea, Paraguay, Peru, Philippines, Saint Lucia, Samoa, Seychelles, Somalia, Sri**

Lanka, St Vincent & Grenadines, St. Kitts and Nevis, Suriname, Tajikistan, Thailand, Timor Leste, Trinidad & Tobago, Tunisia, Turkmenistan, Ukraine, Uruguay, Uzbekistan, Venezuela). Umbrella Programme to Support NBSAP Update and the 7th National Reports (GEF ID: 11286). Agency: UNDP; GEF Project Financing: \$28,400,000.

44. **Global (Albania, Armenia, Azerbaijan, Bangladesh, Benin, Botswana, Burkina Faso, Burundi, Cabo Verde, Cameroon, Central African Republic, Chad, Comoros, Congo, Congo DR, Cook Islands, Djibouti, Equatorial Guinea, Eritrea, Eswatini, Gambia, Georgia, Ghana, Guinea, Guinea-Bissau, Kenya, Kiribati, Lesotho, Liberia, Madagascar, Malawi, Mali, Marshall Islands, Moldova, Montenegro, Mozambique, Niger, Nigeria, Niue, Palau, Rwanda, Sao Tome and Principe, Senegal, Sierra Leone, Solomon Islands, South Africa, South Sudan, Sudan, Tanzania, Togo, Tonga, Türkiye, Tuvalu, Vanuatu, Zambia, Angola, Bosnia-Herzegovina, Cote d'Ivoire, Ethiopia, Fiji, Gabon, Micronesia, Namibia, Nauru, Nicaragua, North Macedonia, Qatar, Serbia, Uganda, Zimbabwe).** Umbrella Programme to Support NBSAP Update and the 7th National Reports (GEF ID: 11281). Agency: UNEP; GEF Project Financing: \$36,435,000

45. **Global (Azerbaijan, Bahrain, Cook Islands, Eritrea, Ghana, Mali, Micronesia, Mongolia, Morocco, Peru, Philippines, Senegal, Sierra Leone, Tunisia, Venezuela, Cote d'Ivoire, Thailand).** Technology Needs Assessment Phase V Project (GEF ID11099). Agency: UNEP; GEF Project Financing: \$5,100,000.

ANNEX A: PROJECT AND PROGRAM PROPOSALS SUBMITTED FOR GEF COUNCIL APPROVAL UNDER THE GEF TRUST FUND

June 26 - 30, 2023

No	GEF ID	Project Title	Focal Area	Country	Agency	PPG Amount	PPG Fee	GEF Project Financing	Agency Fee	Co-financing	Total Project Cost
in US \$											
Integrated Programs											
1	11273	Mesoamerica Critical Forest Biome Integrated Program	Multi Focal Area	El Salvador, Guatemala, Honduras, Mexico, Nicaragua, Panama, Regional	FAO, IUCN	1,600,000	143,994	58,147,493	5,233,267	438,166,265	503,291,019
2	11250	Blue and Green Island Integrated Programme	Multi Focal Area	Belize, Cabo Verde, Comoros, Cuba, Maldives, Mauritius, Micronesia, Palau, Papua New Guinea, Samoa, Seychelles, St. Lucia, Timor Leste, Trinidad and Tobago, Vanuatu, Global	FAO, WWF-US, IUCN, UNDP, World Bank, UNEP	3,250,000	292,500	121,183,945	10,906,541	733,790,102	869,423,088
3	11241	Congo Critical Forest Biome Integrated Program	Multi Focal Area	Angola, Cameroon, Central African Republic, Congo DR, Equatorial Guinea, Sao Tome and Principe, Regional	IFAD, CI, IUCN, UNEP	1,449,526	130,412	56,259,439	5,063,349	428,640,177	491,542,903
4	11198	Amazon Sustainable Landscapes Program Phase 3	Multi Focal Area	Bolivia, Brazil, Colombia, Ecuador, Peru, Suriname, Venezuela, Regional	WWF-US, CI, World Bank, FAO, UNDP	1,233,487	111,007	88,644,185	7,977,973	557,827,180	655,793,832
5	11181	Circular Solutions to Plastic Pollution	Multi Focal Area	Brazil, Burkina Faso, Cambodia, Cook Islands, Costa Rica, Dominican Republic, India, Jordan, Lao PDR, Morocco, Nigeria, Peru, Philippines, Senegal, South Africa, Global	WWF-US, UNIDO, UNEP, UNDP	2,750,000	247,500	96,280,581	8,665,252	595,778,545	703,721,878

No	GEF ID	Project Title	Focal Area	Country	Agency	PPG Amount	PPG Fee	GEF Project Financing	Agency Fee	Co-financing	Total Project Cost
6	11169	Eliminating hazardous chemicals from supply chains	Multi Focal Area	Cambodia, Cambodia, Costa Rica, Costa Rica, Ecuador, Ecuador, India, India, Mongolia, Mongolia, Pakistan, Pakistan, Peru, Peru, Trinidad and Tobago, Trinidad and Tobago, Global	FAO, UNEP, UNDP, UNIDO	1,398,396	125,852	45,674,998	4,110,750	295,245,000	346,554,996
7	11142	Guinean Forests (GEF-8 Amazon, Congo and Critical Forest Biomes Integrated Program)	Multi Focal Area	Guinea, Liberia, Sierra Leone, Regional	FAO, CI, IUCN	649,998	58,496	20,077,828	1,807,001	59,664,406	82,257,729
8	11118	Ecosystem Restoration	Multi Focal Area	Angola, Brazil, Cambodia, Chad, Congo DR, Cote d'Ivoire, Haiti, Madagascar, Mali, Mauritania, Mexico, Mozambique, Nepal, Peru, Rwanda, Sao Tome and Principe, Sierra Leone, South Africa, Uzbekistan, Viet Nam, Global	UNDP, CI, IFAD, UNEP, World Bank, FAO, IUCN	4,249,993	382,487	183,859,244	16,547,322	1,627,501,995	1,832,541,041
9	11102	Indo-Malaya Critical Forest Biome Integrated Program	Multi Focal Area	Lao PDR, Papua New Guinea, Thailand, Regional	FAO, IUCN, UNDP	900,000	80,996	38,216,208	3,439,456	185,597,817	228,234,477
10	11085	Net-Zero Nature-Positive Accelerator Integrated Programme	Multi Focal Area	Chile, Costa Rica, Cote d'Ivoire, Indonesia, Mauritius, Mexico, Morocco, Nigeria, Tanzania, Thailand, Trinidad and Tobago, Viet Nam, Global	UNIDO, ADB, UNDP, UNEP, CAF, FAO	2,208,662	198,766	98,678,187	8,881,023	695,182,970	805,149,608
				IP -Sub-Total		19,690,062	1,772,010	807,022,108	72,631,934	5,617,394,457	6,518,510,571
Other Programs											

No	GEF ID	Project Title	Focal Area	Country	Agency	PPG Amount	PPG Fee	GEF Project Financing	Agency Fee	Co-financing	Total Project Cost
11	11074	Global Programme to Support Countries to Upscale Integrated Electric Mobility Systems	Multi Focal Area	Azerbaijan, Fiji, Senegal, Solomon Islands, Vanuatu, Zambia, Zimbabwe, Global	World Bank, UNEP, ADB, EBRD	500,596	45,053	22,257,385	2,003,165	129,356,667	154,162,866
				OP - Sub-Total		500,596	45,053	22,257,385	2,003,165	129,356,667	154,162,866
Non-Grant Instrument											
12	11068	Guarantee Mechanism for Renewable Biogas in India	Climate Change	India	World Bank	-	-	13,761,468	1,238,532	705,000,000	720,000,000
13	11066	Yield Lab Opportunity Fund I: Accelerating technology and local innovation for sustainable and decarbonized food systems in Latin America and the Caribbean.	Multi Focal Area	Regional	IADB	-	-	6,000,000	570,000	44,000,000	50,570,000
14	11065	Chile Green Hydrogen Facility Project	Climate Change	Chile	World Bank	-	-	13,761,468	1,238,532	450,000,000	465,000,000
15	11062	Natural Capital Fund (NCF): Investing in Nature-Positive Agri-Food Enterprises in Asia and the Pacific	Multi Focal Area	Regional	ADB	-	-	13,761,469	1,238,531	646,350,000	661,350,000
				NGI-Sub-total		-	-	47,284,405	4,285,595	1,845,350,000	1,896,920,000
Stand-Alone Full-sized Projects											
Biodiversity											
16	11269	Empowering Indigenous Peoples and Local Communities (IPLCs) to manage biodiversity data and information as a strategy to conserve their territories, safeguard traditional knowledge, and promote integrated biodiversity management	Biodiversity	Brazil	UNEP	200,000	19,000	6,192,695	588,305	49,450,000	56,450,000
17	11268	Biodiversity Wildlife Territories	Biodiversity	Brazil	Funbio	100,000	9,000	16,872,477	1,518,523	51,000,000	69,500,000

No	GEF ID	Project Title	Focal Area	Country	Agency	PPG Amount	PPG Fee	GEF Project Financing	Agency Fee	Co-financing	Total Project Cost
18	11208	Strengthening inter-institutional coordination for the mainstreaming of biodiversity conservation in national, regional and local public policies in Chile	Biodiversity	Chile	FAO	150,000	14,250	3,776,941	358,809	25,681,614	29,981,614
19	11115	Strengthening management to combat threats from Aquatic Invasive Alien Species in Venezuela	Biodiversity	Venezuela	FAO	150,000	14,250	6,000,000	570,000	35,940,000	42,674,250
				BD-Sub-Total		600,000	56,500	32,842,113	3,035,637	162,071,614	198,605,864
Climate Change Mitigation											
20	11271	Green hydrogen energy integrated demonstration application project in China	Climate Change	China	UNIDO	300,000	27,000	16,000,000	1,440,000	160,900,000	178,667,000
21	11073	Accelerating low-emission and resilient community energy in Argentina	Climate Change	Argentina	UNEP	80,000	7,600	4,701,497	446,642	32,000,000	37,235,739
22	11072	Promoting zero-emission buildings in Brazil through climate technologies and policies (EDinova)	Climate Change	Brazil	UNEP	70,000	6,650	9,167,443	870,907	66,657,355	76,772,355
23	11071	Supporting the shift to a low-emission, circular construction in Chile	Climate Change	Chile	UNEP	50,000	4,750	2,963,699	281,551	20,200,000	23,500,000
				CCM-Sub-Total		500,000	46,000	32,832,639	3,039,100	279,757,355	316,175,094
Land Degradation											
24	11238	Land degradation neutrality initiative in Southern Haiti	Land Degradation	Haiti	FAO	150,000	14,250	5,417,361	514,649	20,175,990	26,272,250
				LD - Sub-Total		150,000	14,250	5,417,361	514,649	20,175,990	26,272,250
Chemicals and Waste											
25	11272	Reduced risks on human health & the environment	Chemicals and Waste	Eswatini	UNDP	150,000	14,250	4,935,000	468,825	31,140,000	36,708,075

No	GEF ID	Project Title	Focal Area	Country	Agency	PPG Amount	PPG Fee	GEF Project Financing	Agency Fee	Co-financing	Total Project Cost
		through reduction of POPs & U-POPs in Eswatini									
26	11211	Shifting to Zero Waste Against Pollution (SWAP) Initiative	Chemicals and Waste	Sierra Leone, Tunisia, Türkiye, Uruguay, Global	UNDP	300,000	27,000	26,700,000	2,403,000	216,691,545	246,121,545
27	11112	Global Opportunities for the Long-Term Development of the Artisanal and Small-Scale Gold Mining Sector in Paraguay - planetGOLD Paraguay	Chemicals and Waste	Paraguay	UNEP	150,000	14,250	3,000,000	285,000	22,000,000	25,449,250
28	11110	Fortifying Infrastructure for Responsible Extinguishments (FIRE)	Chemicals and Waste	Africa, Egypt, Ethiopia, Kenya, Nigeria, South Africa, Regional	UNEP	300,000	27,000	10,000,000	900,000	45,000,000	56,227,000
				CW - Sub-Total		900,000	82,500	44,635,000	4,056,825	314,831,545	364,505,870
International Waters											
29	11267	Beyond 30x30: Securing resilience in the Eastern Tropical Pacific through enhanced transboundary cooperation	International Waters	Colombia, Costa Rica, Ecuador, Panama, Regional	CI	300,000	27,000	14,378,899	1,294,101	53,383,037	69,383,037
30	11180	Strengthening integrated transboundary management of the Incomati and Maputo river basins	International Waters	Eswatini, Mozambique, South Africa, Regional	UNDP	200,000	19,000	7,105,936	675,064	23,600,000	31,600,000
31	11166	Plastic Reduction in the Oceans: Sustaining and Enhancing Actions on Sea-based Sources (PRO-SEAS)	International Waters	Costa Rica, Kenya, Vanuatu, Global	FAO	200,000	19,000	7,105,936	675,064	49,151,264	57,151,264
32	11113	Promoting sustainable fisheries management in the Red Sea Large Marine Ecosystem (RedSeaFish project)	International Waters	Djibouti, Egypt, Eritrea, Jordan, Yemen, Regional	FAO	200,000	19,000	6,192,694	588,306	40,300,000	47,300,000

No	GEF ID	Project Title	Focal Area	Country	Agency	PPG Amount	PPG Fee	GEF Project Financing	Agency Fee	Co-financing	Total Project Cost
33	11108	Towards a better understanding of the Amazon Aquifer Systems for its protection and sustainable management	International Waters	Bolivia, Brazil, Colombia, Ecuador, Guyana, Peru, Suriname, Venezuela, Regional	IADB, UNEP	300,000	27,000	13,461,468	1,211,532	131,236,473	146,236,473
				IW - Sub-Total		1,200,000	111,000	48,244,933	4,444,067	297,670,774	351,670,774
Multi-focal Area											
34	11282	Mainstreaming Climate-Resilient Blue Economy in the BCLME Region (BCLME IV Project)	Multi Focal Area	Angola, Namibia, South Africa, Regional	UNDP	200,000	18,000	10,484,931	943,445	25,000,000	36,646,376
35	11249	Ecosystem restoration and sustainable livelihoods in the Biocultural Corridor of the Central West of Mexico (COBIOCOM)	Multi Focal Area	Mexico	FAO	200,000	19,000	8,932,420	848,580	51,156,135	61,156,135
36	11213	Generating opportunities for livelihoods and biodiversity through participatory governance of natural resources and the economic diversification of the communities of the central forest corridor of Honduras	Multi Focal Area	Honduras	FAO	150,000	14,249	5,329,453	506,298	39,900,000	45,900,000
37	11209	Strengthening ecological connectivity in natural and productive landscapes between the Amistad and Darien biomes	Multi Focal Area	Panama	UNDP	200,000	19,000	6,585,388	625,612	42,800,000	50,230,000
38	11141	Transforming Policy and Investment through Improving Ecosystem Management and Restoration of Degraded Drylands of Dedoplistskaro Biosphere Reserve in Georgia to Generate Multiple Environmental and Socio-Economic Benefits	Multi Focal Area	Georgia	UNEP	100,000	9,500	3,552,970	337,530	24,875,000	28,875,000
39	11117	Community-based Wildfire Risk Management in Lebanon's Vulnerable Landscapes	Multi Focal Area	Lebanon	World Bank	-	-	3,458,000	328,510	126,000,000	129,786,510

No	GEF ID	Project Title	Focal Area	Country	Agency	PPG Amount	PPG Fee	GEF Project Financing	Agency Fee	Co-financing	Total Project Cost
				MFA - Sub-Total		850,000	79,749	38,343,162	3,589,975	309,731,135	352,594,021
Multi-Trust Fund*											
40	11284	Sustainable management of water and rangeland resources for enhanced climate resilience of rural communities in Djibouti	Multi Focal Area	Djibouti	UNDP	50,000	4,500	2,977,523	267,977	8,942,678	12,242,678
41	11212	Resilient communities, land restoration and sustainable ecosystem management	Multi Focal Area	Zambia	FAO	90,045	8,104	3,544,809	319,033	27,373,756	31,335,747
				MTF - Sub-Total		140,045	12,604	6,522,332	587,010	36,316,435	43,578,426
Small Grants Programme											
42	11285	Eighth Operational Phase of the GEF Small Grants Programme (Part 1)	Multi Focal Area	Albania, Algeria, Antigua and Barbuda, Argentina, Armenia, Bahamas, Bangladesh, Barbados, Belize, Benin, Bhutan, Botswana, Brazil, Burkina Faso, Burundi, Cabo Verde, Cambodia, Cameroon, Central African Republic, Colombia, Comoros, Congo, Congo DR, Costa Rica, Cote d'Ivoire, Cuba, Djibouti, Dominica, Dominican Republic, Ecuador, Egypt, El Salvador, Eritrea, Ethiopia, Fiji, Gabon, Gambia, Georgia, Ghana, Grenada, Guatemala, Guinea, Guinea-Bissau, Haiti, Honduras, India, Jamaica, Jordan, Kiribati, Kyrgyz Republic, Lao PDR, Lebanon, Lesotho, Liberia, Madagascar, Maldives, Mali, Mauritania, Mauritius, Micronesia, Moldova, Mongolia, Morocco, Mozambique, Namibia, Nauru,	UNDP	-	-	126,186,603	11,356,794	126,187,000	263,730,397

No	GEF ID	Project Title	Focal Area	Country	Agency	PPG Amount	PPG Fee	GEF Project Financing	Agency Fee	Co-financing	Total Project Cost
				Nepal, Niger, Nigeria, North Macedonia, Palau, Palestinian Authority, Panama, Paraguay, Philippines, Rwanda, Samoa, Senegal, Seychelles, Sierra Leone, Solomon Islands, South Africa, St. Lucia, Suriname, Tanzania, Thailand, Timor Leste, Togo, Tonga, Trinidad and Tobago, Tunisia, Türkiye, Uganda, Ukraine, Uruguay, Vanuatu, Venezuela, Zambia, Zimbabwe, Global							
				SGP - Sub-Total		-	-	126,186,603	11,356,794	126,187,000	263,730,397
Non-expedited Enabling Activity											
43	11286	Umbrella Programme to Support NBSAP Update and the 7th National Reports	Biodiversity	Algeria, Antigua and Barbuda, Argentina, Bahrain, Belize, Bhutan, Bolivia, Brazil, Cambodia, Chile, China, Colombia, Costa Rica, Cuba, Dominica, Dominican Republic, Ecuador, El Salvador, Guyana, Haiti, Iraq, Jamaica, Jordan, Lao PDR, Malaysia, Maldives, Mauritius, Mexico, Mongolia, Morocco, Panama, Papua New Guinea, Paraguay, Peru, Philippines, Samoa, Seychelles, Somalia, Sri Lanka, St. Kitts and Nevis, St. Lucia, St. Vincent and Grenadines, Suriname, Tajikistan, Thailand, Timor Leste, Trinidad and Tobago, Tunisia, Turkmenistan,	UNDP	-	-	28,400,000	2,556,000	-	30,956,000

No	GEF ID	Project Title	Focal Area	Country	Agency	PPG Amount	PPG Fee	GEF Project Financing	Agency Fee	Co-financing	Total Project Cost
				Ukraine, Uruguay, Uzbekistan, Venezuela, Global							
44	11281	Umbrella Programme to Support NBSAP Update and the 7th National Reports	Biodiversity	Albania, Angola, Armenia, Azerbaijan, Bangladesh, Benin, Bosnia-Herzegovina, Botswana, Burkina Faso, Burundi, Cabo Verde, Cameroon, Central African Republic, Chad, Comoros, Congo, Congo DR, Cook Islands, Cote d'Ivoire, Djibouti, Equatorial Guinea, Eritrea, Eswatini, Ethiopia, Fiji, Gabon, Gambia, Georgia, Ghana, Guinea, Guinea-Bissau, Kenya, Kiribati, Lesotho, Liberia, Madagascar, Malawi, Mali, Marshall Islands, Micronesia, Moldova, Montenegro, Mozambique, Namibia, Nauru, Nicaragua, Niger, Nigeria, Niue, North Macedonia, Palau, Qatar, Rwanda, Sao Tome and Principe, Senegal, Serbia, Sierra Leone, Solomon Islands, South Africa, South Sudan,	UNEP	-	-	36,435,000	3,279,150	-	39,714,150

No	GEF ID	Project Title	Focal Area	Country	Agency	PPG Amount	PPG Fee	GEF Project Financing	Agency Fee	Co-financing	Total Project Cost
				Sudan, Tanzania, Togo, Tonga, Türkiye, Tuvalu, Uganda, Vanuatu, Zambia, Zimbabwe, Global							
45	11099	Technology Needs Assessment Phase V Project	Climate Change	Azerbaijan, Bahrain, Cook Islands, Cote d'Ivoire, Eritrea, Ghana, Mali, Micronesia, Mongolia, Morocco, Peru, Philippines, Senegal, Sierra Leone, Thailand, Tunisia, Venezuela, Global	UNEP	-	-	5,100,000	484,498	-	5,584,498
				EA - Sub-Total		-	-	69,935,000	6,319,648	-	76,254,648
				GRAND TOTAL		24,530,703	2,219,666	1,281,523,041	115,864,399	9,138,842,972	10,562,980,781

** For Multi-Trust Fund projects, only GEFTF allocation is included in this Annex, the LDCF and SCCF allocation is included in the LDCF and SCCF Annex A accordingly.*

ANNEX B: REPORT ON SELECTION OF LEAD AGENCY FOR THE CLEAN AND HEALTHY OCEAN INTEGRATED PROGRAM

Introduction

Following on the Council Decision in December 2022 on the document GEF/C.63/07, *Report on Lead Agency Selection for the Integrated Programs*,¹⁸ the GEF Secretariat facilitated a process for selection of Lead Agency to lead the Clean and Healthy Ocean IP. The selection process involved three main steps: i) issuance of call for proposals to agencies, ii) assessment of submitted proposals and recommendations by designated committees, and iii) final selection by the GEF Secretariat leadership. This report outlines the process facilitated by GEF Secretariat, including steps taken to address Council requests concerning engagement by STAP, and potential impacts of selected agencies on aspirational targets of agency share for GEF-8.

Call for Proposal

A Call for Proposal was issued to all 18 GEF Agencies on 13 April 2023, with deadline for submission as 15 May 2023. The call included explicit reference to the Council approved document as guidance for criteria and requirements specific to each IP. In developing the proposal for an IP, agencies were urged to organize the content into the following three main sections that served as basis for assessment:

SECTION 1 - Institutional Strength / Comparative Advantage

SECTION 2 - Vision and Approach to Designing the IP

SECTION 3 - Approach to Mobilizing Resources and Leveraging Investment

Agencies seeking to serve as “co-leads” were also required to submit one proposal following the format. Additionally, the proposal should include additional detail on rationale for the co-leading arrangement. In accordance with the Council approved document, the separate note should also outline roles and responsibilities of each agency, and how the accountability and coherence across the entire program will be assured. This should also consider GEF requirements and expectations in the Project Cycle Policy and Guidelines as they relate to the Programmatic Approach.

During the four-week period, the GEF Secretariat organized a 2-hour session to engage and consult with agencies on criteria and expectations for the IP. All agencies were encouraged to participate in the session. The session also allowed agencies to seek clarifications from the GEF Secretariat on any issues or concerns they may have in developing their proposals. By the May 15 deadline, 3 proposals were received from agencies seeking to lead the IP:

- FAO in a co-lead arrangement with ADB, CAF, and EBRD
- UNDP in a co-lead arrangement UNIDO
- World Bank

¹⁸ <https://www.thegef.org/council-meeting-documents/gef-c-63-07>

Proposal Evaluation Process

The GEF Secretariat in consultation with STAP organized a committee to review and assess the proposals. The committee, which included representation from GEF Secretariat staff (Andrew Hume, Taylor Henshaw) and STAP (Virginia Gorsevski, Blake Ratner), was assigned three main tasks for assessment of the proposals: first, to assess the technical quality of the proposal along explicit dimensions; second, where multiple proposals are involved for an IP, to assess which proposal is the most innovative; and third, where co-leads are involved, to establish if the proposed co-lead arrangement is adequately justified, including approach to governance and coordination for effective delivery of the IP.

To ensure consistency with process for other IPs, the same standard template was used by the committee for review and assessment of the proposals. The process involved included two steps: first, committee members individually assessed proposals for their assigned IP; second, committee members met to consolidate their assessments and decide on final ratings for each proposal. In addition to comments and ratings of criteria in the assessment template, the consolidated assessment included the committee's recommendation on whether the overall proposal was technically sound for the agency or agencies to be considered as lead or co-leads for an IP.

During the final committee meeting, each member was given the opportunity to comment on the quality of the proposal, the comparative advantage, and the agency's strengths and weaknesses following the evaluation criteria provided within the assessment template. There was strong consensus among all the committee members on the assessments made for all three proposals. Hence the committee agreed to proceed with a unanimous recommendation for consideration by GEF Secretariat Leadership.

Summary of Proposal Evaluations

World Bank

The proposal had a good scientific basis that demonstrate the agency's competency on managing nutrient pollution. This also helped to inform a solid geographical focus that leverages the WB's Global Water Practice portfolio in East Asia, Pacific and Caribbean, with opportunities for linking national IP projects with ongoing and upcoming national IDA investments. The proposal also highlights the WB's comparative advantage in working across sectors, especially with finance ministries and experience with investments in infrastructure reform. This makes for a compelling integrated approach argument that focuses on the economic benefits of addressing the environmental drivers of degradation caused by nutrient pollution. The proposal included a significant estimate of target for resource mobilization, focused specifically on leveraging approximately \$1.5 billion in WB financing.

The committee noted, however, that the proposal is largely based on the ability to work with WB country offices and lacks a compelling global perspective that ties the individual efforts into a global GEF programmatic approach for the IP. Similarly, the proposal failed to mention how it

will leverage many of the other relevant global actors, organizations, including other GEF agencies. It is further unclear from the proposal what this GEF IP would provide as incentives for WB investments to do something new and how this would lead to transformational change. There is little attention given towards the role of the global coordination child project and how it would lead towards an impact that is larger than the efforts of the individual country child projects. Finally, the proposal was weak in terms of approach to addressing gender, youth, and IPLCs.

UNDP - UNDIO

The proposal presented a compelling rationale for the global child project, which would build on the comparative advantages and experiences of both GEF agencies, especially with past GEF investments in the Caribbean Sea, Guinea Current, and South China Sea LMEs. It was also strong on approach to supporting gender, youth, and IPLCs. The proposal makes a good case for why countries would be incentivized to participate in this IP and address nutrient pollution.

The committee established, however, that the proposal relied too heavily on the traditional GEF IW project approach and failed to present a compelling argument for integration aligned with the IP rationale. The proposal was also limited in its technical and scientific justification and lacked good evidence for using either agency's comparative advantages, such as the use of nature-based solutions. Of the three proposals, the committee noted that this one presented the weakest case for resource mobilization, both in terms of co-financing as well as partnerships aimed at infrastructure improvements, such as with MDBs.

FAO-ADB-CAF-EBRD

The co-lead proposal was scientifically sound and presented a good baseline of key global stakeholders and institutions, including a "strategic partnership" with IOC-UNESCO for this IP. Of the three proposals, the committee determined that this was the only one which convincingly identified relevant industry platforms and scientific groups working on issues. The proposal included a compelling argument for global level action under the IP while largely leveraging the comparative advantages of the regional MDBs to deliver at the national level. It also included a decent case for integration, both in terms of alignment across GEF focal areas, as well as ability to access key decision makers in multiple sectors. The proposal estimates significant resource mobilization, with co-financing of approximately \$250 - 275 million for the global child project and an estimated \$6+ billion for child projects.

The committee noted that the proposal was very ambitious and unnecessarily detailed. While it highlighted baseline work on engaging with the agriculture sector, largely led by FAO, there was less focus on baseline information about the industrial and municipal sectors and engagement with the private sector. The approach to gender, youth, and IPLCs was not as strong as the other proposals. The proposed targeted regions are aligned with the respective MDB's coverage, including the Black Sea where the GEF has invested for many years on related hypoxia issues. Finally, it was unclear how other prospective national projects led by other GEF agencies could be engaged.

Recommendation for Lead Agency

The FAO led proposal with ADB, CAF, and EBRD as co-lead agencies was seen as the strongest of the three proposals. It presented a compelling scientifically sound proposal with an innovative partnership that leverages each agencies comparative advantages to maximum impact at both global and national levels. While it was seen that either the World Bank or UNDP-UNIDO proposals could also deliver the Clean and Healthy Ocean IP, both proposals lacked certain elements that maximized the added value of the GEF-8 integrated approach to programming. The World Bank proposal had a strong scientific basis and integrated vision looking at economic benefits across sectors. But it was weak in term of global program rationale, mostly focused inward on World Bank activities and lacked a strong argument for building a partnership with other global partners and GEF agencies. The UNDP-UNIDO proposal had a strong vision for the global program coordination and good identification for country incentives to participate in addressing the IP's priorities. But the proposal relied too heavily on GEF International Waters approaches instead of making a compelling case for the added value of an Integrated Program approach. Overall, the Clean and Healthy Ocean IP Lead Agency Evaluation Committee recommends the FAO-ADB-CAF-EBRD proposal as the top selection.

Final Lead Agency Selection

The committee recommendation was presented and discussed with the GEF CEO. In deciding on the final selection, the Council recommendation to consider a portfolio wide aspirational target for the regional multilateral development banks and IFAD was an important factor. This was particularly important for IPs where the MDBs and IFAD were involved with proposals to lead or co-lead alongside other GEF agencies. Against this backdrop, the committee recommendation of FAO in a co-lead arrangement with ADB, CAF, and EBRD was considered appropriate for the Clean and Healthy Ocean IP.

The co-lead arrangement will create opportunity to connect FAO's global and regional partnerships with the strengths of the regional MDBs to yield program-level results that are greater than what each individual organization would achieve on its own. ADB brings an exceptionally strong investment portfolio across Asia and Pacific SIDS and related technical assistance financing facilities on natural capital, wastewater management, and climate resilience. Similarly, CAF brings a strong set of initiatives and experience in Latin America and Caribbean SIDS, including its recently announced \$1.25 billion Marine Conservation and Sustainable Blue Economy Fund that will address coastal zone pollution among other issues. With a strong baseline of support in 40 countries on three continents, including the Blue Mediterranean Partnership, EBRD brings a wealth of expertise stemming from over \$7 billion invested in wastewater infrastructural improvements since 1991.

The program will also benefit from the close national relationships each regional MDBs has with its member countries, especially including ministries of finance, energy, and development. This will be significantly strengthened with multiple FAO global initiatives, including industry platforms and partnerships within the UN and academia, as well as regional and national

activities, including an active portfolio of GEF investments addressing land-based sources of pollution and protecting multiple Large Marine Ecosystems.